

Palmarès détaillé des équipes / Full team results

HAGUENAU

ZONE EST - CHAMPIONNAT B EQUIPES GAM

11/06/2011

Fédération Française
de Gymnastique







Z0011016.18665.00

JURY D et E

1016

DIR FEDERALE M/C/J/S GAM

FINALES

Club / Association Ville / Town							Pen.	Total Score
1 SOCIETE DE GYMNASIQUE SAVERNE								
FRA SAVERNE	32.132	29.732	32.833	39.099	32.232	29.965		195.993
NONNENMACHER Patrice	10.100	10.033	10.466	12.933	11.066	9.766	(4)	64.364
HARTMANN Louis	10.866	9.300	11.200	13.100	10.866		(29)	55.332
ADNET Joris	11.166	9.666	10.833	12.833		<u>10.733</u>	(30)	55.231
BRION / DE CESARIS Jérôme	9.733	10.033	10.800		10.300	9.466	(33)	50.332
NEU FABER Nicolas				13.066	10.133	9.200	(45)	32.399
2 GAULOISE MONTBELIARD								
FRA MONTBELIARD	32.366	28.699	32.799	38.266	31.799	29.933		193.862
FROSSARD Laurent	<u>11.300</u>	9.166	11.133	13.000	10.700	10.733	(1)	<u>66.032</u>
HUMBERT Alexandre	10.766	10.033	<u>11.700</u>	13.133		10.700	(25)	56.332
OUDET Alexandre	10.300	9.500	9.966		9.833	8.500	(36)	48.099
RENAUD Augustin		4.300	5.200	12.133	1.333	8.500	(46)	31.466
HUMBERT Maxime	5.400			11.933	<u>11.266</u>		(48)	28.599
3 SOCIETE DE GYMNASIQUE ILLZACH								
FRA ILLZACH	32.099	28.499	31.133	39.399	32.299	28.966		192.395
CHEVIGNY Bastien	11.066	9.300	10.433	13.166	11.100	8.900	(6)	63.965
BODET Brice	10.600	8.633	10.400	12.933	10.966	10.300	(7)	63.832
BIHL Vivien	9.666	9.766	10.300	12.666	10.233	9.766	(10)	62.397
LUTZ Nicolas	10.433	9.433	9.366	13.300	4.800		(37)	47.332
4 AMICALE LAIQUE DES CORDELIERS NANCY								
FRA NANCY CORDELIERS	31.666	28.232	32.699	37.266	32.366	29.866		192.095
BOULEC Thibault	9.833	9.966	11.100	12.433	11.033	10.000	(3)	64.365
MAUCOTEL THOMAS	10.766	9.233	11.233	12.266	10.900	9.933	(5)	64.331
DE MELO Valentin	10.400	9.033	10.366	12.433	10.433	9.933	(9)	62.598
PUMONT Malcom	10.500	8.333	10.300	12.400	10.133	9.366	(17)	61.032
5 LA VOSGIENNE EPINAL								
FRA EPINAL	30.666	27.265	32.765	38.832	29.899	29.565		188.992
MAISETTI Laurent	10.300	<u>10.533</u>	11.566	12.433	10.566	9.433	(2)	64.831
PETITDEMANGE Florian	10.500	8.266	10.966	<u>13.366</u>	8.900	10.366	(11)	62.364
MORLET Jordan	9.866	8.466	10.233	<u>13.033</u>	10.433	9.766	(15)	61.797
6 UNION GYMNIQUE DE LONGWY								
FRA LONGWY	31.666	26.599	30.899	37.799	31.199	28.465		186.627
BEL DROPSY Valère	10.300	9.233	10.633	12.533	11.133	9.666	(8)	63.498
CAMPANILE Tony	10.400	8.466	10.033	12.800	9.700	8.500	(18)	59.899
CAMPANILE Nicolas	10.500		10.233	12.466	9.566	9.266	(32)	52.031
BEL LECOMTE Florian		1.600	9.766	12.433		9.533	(44)	33.332
BIAVA Maxime	10.766	8.900			10.366		(47)	30.032

souligné = meilleur total

_GENEQU_GAM.RPT du 12/06/2011 - 5.4.004 LOCAL - mono -

validé le dimanche 12 juin 2011 à 18:35 - 1/8

Palmarès détaillé des équipes / Full team results

HAGUENAU

ZONE EST - CHAMPIONNAT B EQUIPES GAM

11/06/2011

Fédération Française
de Gymnastique







Z0011016.18665.00

JURY D et E

1016

DIR FEDERALE M/C/J/S GAM

FINALES

Club / Association Ville / Town							Pen.	Total Score
7 LA LORRAINE DE LUNEVILLE GYMNASTIQUE								
FRA LUNEVILLE	31.432	25.999	31.499	37.866	28.932	27.999		183.727
BARA Remi	10.700	8.200	10.666	12.866	9.966	9.466	(14)	61.864
RADIGUE Louis	10.766	9.133	10.800	12.400	8.966	9.333	(16)	61.398
HALTER Luc	9.966	8.666	10.033	12.500	9.833	6.966	(21)	57.964
HALTER Franck	9.500	7.566	10.000	12.500	9.133	9.200	(22)	57.899
8 HIRONDELLE TROYES GYMNIQUE								
FRA TROYES	31.332	24.832	31.499	37.266	29.565	27.933		182.427
CURTI Maxence	10.500	10.066	9.666	12.466	10.033	9.533	(12)	62.264
VIGNEZ Nathan	9.700	6.666		12.500	9.566	8.900	(38)	47.332
LECOMTE Numa	10.266	8.100	10.766	12.300	4.966		(39)	46.398
CHAPOUTOT Simon	10.566		11.000	12.300		9.500	(40)	43.366
VARLOTEAUX Vincent		1.300	9.733		9.966	3.600	(49)	24.599
9 MINES DES POTASSES ALSACE WITTENHEIM								
FRA WITTENHEIM	27.566	27.832	29.832	37.599	25.666	24.066		172.561
WALTZER Alexandre	8.233	8.966	10.000	12.400	10.333	8.400	(20)	58.332
MEMMI Alexandre	10.100	8.400	10.466	12.766	5.833	9.033	(24)	56.598
WALTZER Nicolas	8.766	9.566	9.366	12.433	9.500	6.633	(26)	56.264
DUCOURNAU Mathieu	8.700	9.300	9.000	12.333			(43)	39.333
10 SPORT MUSSIPONTAIN								
FRA PONT A MOUSSON	29.098	18.666	28.966	38.099	30.365	26.799		171.993
GALLAIRE Maxime	9.666	9.433	10.300	12.633	10.366	9.566	(13)	61.964
GALLAIRE Thomas	9.466	5.233	9.133	12.500	10.666	8.933	(27)	55.931
LUXEMBOURG Yann	9.966	4.000	9.533	12.966	9.333	8.300	(31)	54.098
11 SOCIETE DE GYMNASTIQUE ILLZACH								Equipe 2
FRA ILLZACH	28.966	19.865	29.132	37.032	22.166	25.866		163.027
ARM KHACHUMYAN Khachatur	9.800	7.766	9.466	11.800	8.200	8.833	(28)	55.865
BARTHOLINI Julien	9.933	3.366	10.366	12.400	5.333	8.733	(34)	50.131
BRINGY Julien	9.033	2.000	9.300	11.966	8.633	8.300	(35)	49.232
SOLIGNAC Remy	9.233	8.733	5.233	12.666	4.933		(42)	40.798
12 LA RENAISSANCE								
FRA CHALONS EN CHAMPAGNE	26.332	20.266	29.832	36.099	25.766	18.765		157.060
DIOLLOT Damien	8.866	9.166	10.966	12.266	8.366	8.766	(19)	58.396
BOURE Thibault	8.833	8.800	10.066	11.400	9.500	8.233	(23)	56.832
KLEIN Eloi	8.633	2.300	8.800	12.433	7.900	1.766	(41)	41.832

souligné = meilleur total

_GENEQU_GAM.RPT du 12/06/2011 - 5.4.004 LOCAL - mono -

validé le dimanche 12 juin 2011 à 18:35 - 2/8

Palmarès détaillé des équipes / Full team results

HAGUENAU

ZONE EST - CHAMPIONNAT B EQUIPES GAM

11/06/2011 au 12/06/2011

Fédération Française
de Gymnastique







Z0011017.18666.00

JURY D et E

1017

DIR CRITERIUM BENJAMINS GAM

FINALES

Club / Association Ville / Town							Pen.	Total Score
1 GAULOISE MONTBELIARD								
FRA MONTBELIARD	36.565	33.266	36.100	49.550	33.832	34.032		223.345
SOUMARE Yannis	<u>12.466</u>	11.433	11.950	16.500	11.333	11.733	(2)	75.415
NAEGELIN Yoan	12.266	<u>11.333</u>	<u>12.400</u>	16.450	11.566	11.233	(3)	75.248
RINGENBACK Robin	11.833		11.750	16.200	7.666	10.500	(34)	57.949
NAEGELIN Loic		9.000	9.800	16.600	10.933		(37)	46.333
DEVAL Enzo	11.666	10.500				11.066	(42)	33.232
2 DOLE FEUX FOLLETS GYM.								Equipe 2
FRA DOLE	33.832	33.399	32.600	49.900	33.732	34.766		218.229
BRENOT Matthieu	12.300	<u>12.133</u>	10.450	<u>16.900</u>	<u>12.366</u>	<u>12.300</u>	(1)	<u>76.449</u>
CHAUSSALET Romain	11.266	10.933	10.750	16.450	10.800	11.300	(8)	71.499
BAILLY Julien	10.266	10.333	11.400	16.550	9.266	11.166	(15)	68.981
COUR Iloan	9.933	6.766	9.450	15.750	10.566	11.066	(29)	63.531
3 ENTENTE SPORTIVE THAONNAISE								Equipe 2
FRA THAON	34.633	32.800	35.000	49.900	29.399	33.933		215.665
WEGERICH Hugo	12.000	11.400	12.000	16.750	9.766	11.900	(5)	73.816
CHOUKRI Sophian	11.800	11.700	11.950	16.800	9.700	11.400	(6)	73.350
WAGNER Louis	10.833	9.700	11.050	16.350	9.933	10.633	(17)	68.499
COLIN Rémi	10.466	7.700	8.250	15.450	7.466	9.400	(33)	58.732
4 SOCIETE DE GYMNASTIQUE ILLZACH								
FRA ILLZACH	34.499	30.299	33.050	49.350	33.632	34.499		215.329
PORTMANN Zacharie	12.033	11.200	11.800	16.500	11.966	11.500	(4)	74.999
BALLARD Nathan	11.700	8.366	11.750	16.400	11.600	11.533	(9)	71.349
KLEIN Maxime	10.766	9.566	9.500	16.200	8.900	11.300	(25)	66.232
KUBLER Mohamed-bilal	10.433	9.533	8.250	16.450	10.066	11.466	(26)	66.198
5 LA VOSGIENNE EPINAL								
FRA EPINAL	33.299	27.899	34.050	49.600	31.699	33.966		210.513
EL KOSS Samir	11.266	9.966	12.050	16.750	11.500	11.700	(7)	73.232
VERNHES Zachary	10.800	9.200	11.250	16.600	10.366	11.400	(14)	69.616
DAMIER Quentin	11.233	8.733	10.750	16.250	9.600	10.866	(23)	67.432
MULLER Thomas	9.500	7.433	10.650	15.750	9.833	8.700	(30)	61.866
6 GYM SAINT LOUIS								
FRA SAINT LOUIS	31.700	29.266	31.350	49.500	34.399	33.399		209.614
ZAKRZEWSKI Hugo	9.600	11.733	10.050	16.800	11.366	11.233	(11)	70.782
PIERI Théo	10.700	7.966	11.850	16.450	11.700	9.700	(18)	68.366
OCHSENBEIN Kim-son	11.400	9.300	8.200	16.000	11.333	12.000	(20)	68.233
GUIFON Etienne	8.466	8.233		16.250	8.000		(40)	40.949
GROSS Mael			9.450			10.166	(43)	19.616

souligné = meilleur total

_GENEQU_GAM.RPT du 12/06/2011 - 5.4.004 LOCAL - mono -

validé le dimanche 12 juin 2011 à 18:35 - 3/8

Palmarès détaillé des équipes / Full team results

HAGUENAU

ZONE EST - CHAMPIONNAT B EQUIPES GAM

11/06/2011 au 12/06/2011

Fédération Française
de Gymnastique







Z0011017.18666.00

JURY D et E

1017

DIR CRITERIUM BENJAMINS GAM

FINALES

Club / Association Ville / Town							Pen.	Total Score
7 ENTENTE SPORTIVE THAONNAISE								
FRA THAON	33.832	27.432	33.400	49.500	31.199	33.532		208.895
HOUOT Quentin	11.666	9.033	10.800	16.450	11.500	11.700	(10)	71.149
BARNET Mathias	11.333	8.833	10.950	16.650	9.833	11.066	(16)	68.665
STEIN Lucas	10.833	9.033	11.350	16.100	9.666	10.766	(22)	67.748
COMBEAU Antonin	9.900	9.366	11.100	16.400	9.866	10.700	(24)	67.332
8 LA RENAISSANCE								
FRA CHALONS EN CHAMPAGNE	33.299	29.698	31.300	45.000	32.199	33.399		204.895
KLEIN Zélian	11.033	10.166	10.650	16.550	10.633	10.833	(12)	69.865
CHEVIN Flavien	11.533	10.266	10.000	14.300	10.666	11.333	(21)	68.098
CHAMPAGNE Kenny	10.733	8.566	9.150	14.150	10.900	11.233	(27)	64.732
FRANCOIS Benjamin	9.466	9.266	10.650	13.950	10.166	10.100	(28)	63.598
9 ASSOCIATION SPORTIVE SAINT-REMY DE VITTE								
FRA VITTEL	29.400	26.865	33.400	48.700	31.366	31.466		201.197
DAISS Hugo	9.500	10.066	11.900	16.250	11.100	10.866	(13)	69.682
MARCHINI Tony	9.900	8.633	11.500	16.450	11.100	10.700	(19)	68.283
THOMAS Kevin	10.000	8.166	10.000	15.800	8.266	9.600	(31)	61.832
KLEIN Gauthier			9.750	16.000	9.166	9.900	(38)	44.816
10 GYM 70								
	9.366	8.866	10.650	14.200	9.000	8.700	(32)	60.782
RIEUL Bastien	10.633	9.300	10.750	14.350		10.566	(35)	55.599
MAHMUTOVIC Kenan	10.466	9.900	10.950		8.100	10.600	(36)	50.016
MOUTTE Julien	7.900			14.000	9.233	10.900	(39)	42.033
		8.433	3.750	14.150	8.366		(41)	34.699







Z0011018.18667.00

JURY D et E

1018

DIR CRITERIUM BENJAMINS/MINIMES GAM

FINALES

Club / Association Ville / Town							Pen.	Total Score
1 ASSOCIATION SPORTIVE BELFORTAINE								
FRA BELFORT	40.800	34.866	36.799	49.433	34.600	35.166		231.664
<u>BUTEL Florian</u>	<u>14.300</u>	12.966	12.533	16.800	11.900	12.100	(1)	<u>80.599</u>
DESHAYES Samuel	13.200	11.400	12.333	16.133	11.400	10.600	(10)	75.066
FROMHOLTZ Yann	13.300	10.500	11.333	16.333	11.300	11.100	(14)	73.866
DARCY Evans	12.200			16.300		11.966	(50)	40.466
DURIEZ Yann		9.900	11.933		9.033		(55)	30.866

souligné = meilleur total

_GENEQU_GAM.RPT du 12/06/2011 - 5.4.004 LOCAL - mono -

validé le dimanche 12 juin 2011 à 18:35 - 4/8

Palmarès détaillé des équipes / Full team results

HAGUENAU

ZONE EST - CHAMPIONNAT B EQUIPES GAM

11/06/2011 au 12/06/2011

Fédération Française
de Gymnastique







Z0011018.18667.00

JURY D et E

1018

DIR CRITERIUM BENJAMINS/MINIMES GAM

FINALES

Club / Association Ville / Town							Pen.	Total Score
2 GYM PONTARLIER								
FRA PONTARLIER	39.250	33.099	38.165	49.965	34.732	35.633		230.844
BAGUE Enzo	13.200	12.033	13.033	16.666	<u>12.566</u>	10.766	(3)	78.264
PEYRUSSE Théo	13.100	9.766	12.566	16.566	<u>11.566</u>	12.433	(7)	75.997
MAIRE Hugo	12.400	10.500		16.733	10.600	11.700	(37)	61.933
CHASSARD Maxime	12.950	10.566	12.566		10.133		(48)	46.215
CATTIN Paul			11.433	16.033		11.500	(51)	38.966
3 MINES DES POTASSES ALSACE WITTENHEIM								
FRA WITTENHEIM	36.550	33.666	38.665	50.133	35.033	33.266		227.313
KOELBERT Laurent	12.300	12.333	<u>13.166</u>	16.600	11.400	10.866	(5)	76.665
PALERMO Lucas	12.450	10.733	12.566	16.833		10.600	(36)	63.182
SCHWINDENHAMMER Hugo	11.800	10.200	12.933		11.600	10.366	(39)	56.899
CELI Marco			10.766	16.700	12.033	11.800	(41)	51.299
SCHWINDENHAMMER Louis	10.950	10.600		16.466	11.000		(43)	49.016
4 HIRONDELLE TROYES GYMNIQUE								
FRA TROYES	36.450	32.966	36.366	49.633	31.866	35.166		222.447
LAURENT Julien	11.750	<u>13.200</u>	12.533	16.700	9.333	11.800	(8)	75.316
ROUSSELET Nathan	12.300	10.600	12.000	16.500	10.500	11.466	(15)	73.366
GILLIER Richard	12.400	8.900	11.666	16.433	11.266	10.366	(21)	71.031
MAIRE Alphonse	10.250	9.166	11.833	16.066	10.100	11.900	(26)	69.315
5 ST CLAUDE BESANCON								
FRA BESANCON	36.300	30.766	36.666	48.799	34.532	35.232		222.295
DUPONCELLE Thomas	13.000	11.300	12.833	16.600	12.366	12.433	(2)	78.532
MINAVONG Lovhan	11.600	9.500	11.400	15.966	10.800	11.266	(24)	70.532
DEVIS Yoan	11.650	8.600	12.433	15.933	6.733	11.533	(30)	66.882
GROSLAMBERT Alban	11.650	9.966		16.233	11.366	11.133	(38)	60.348
JOUFFROY Victor			10.700				(58)	10.700
6 CLUB ATHLETIQUE FUMACIEN								
FRA FUMAY	36.900	31.866	35.899	50.066	33.233	34.066		222.030
BODA Lucas	12.550	10.733	11.933	16.700	12.000	11.366	(9)	75.282
LOISELLE Lucas	12.300	11.000	12.066	16.733	9.966	10.566	(16)	72.631
PERRUQUET Thomas	12.050	8.866	11.566		10.833	11.300	(40)	54.615
LAMY Alexandre	10.350	10.133		16.633		11.400	(45)	48.516
LEROUX Nicolas			11.900	16.333	10.400		(52)	38.633
7 SOCIETE DE GYMNASTIQUE GAMBSHEIM								
FRA GAMBSHEIM	37.200	32.265	34.498	48.965	33.699	34.300		220.927
LEVEQUE Christophe	12.250	11.566	12.266	16.133	10.833	11.500	(12)	74.548
HESTER William	12.450	9.366	11.066	16.666	11.566	11.200	(18)	72.314
PLAINFOSSE Matthieu	11.700	11.333	10.133	16.166	11.300	11.600	(19)	72.232
MERKEL Lucas		9.200		15.833		10.200	(53)	35.233
FERNANDES Dylan	12.500		11.166		10.800		(54)	34.466

souligné = meilleur total

_GENEQU_GAM.RPT du 12/06/2011 - 5.4.004 LOCAL - mono -

validé le dimanche 12 juin 2011 à 18:35 - 5/8

Palmarès détaillé des équipes / Full team results

HAGUENAU

ZONE EST - CHAMPIONNAT B EQUIPES GAM

11/06/2011 au 12/06/2011

Fédération Française
de Gymnastique







Z0011018.18667.00

JURY D et E

1018

DIR CRITERIUM BENJAMINS/MINIMES GAM

FINALES

Club / Association Ville / Town							Pen.	Total Score
8 METZ - GYM								
FRA METZ	36.900	32.766	35.199	49.232	30.533	35.499		220.129
CHAMBARETAUD Guillaume	12.700	12.166	12.733	16.566	9.600	<u>12.500</u>	(6)	76.265
BEAUDOING Virgil	12.100	10.300	10.166	16.000	9.500	11.433	(25)	69.499
STREIT Tom	12.100	9.666		16.200		10.700	(44)	48.666
SCHNEIDER Anthony		10.300	10.033	16.466	10.533		(46)	47.332
NAUDIN Basile	11.950		12.300		10.400	11.566	(47)	46.216
9 SOCIETE DE GYMNASTIQUE ILLZACH								
FRA ILLZACH	35.850	32.766	34.666	48.966	32.365	34.332		218.945
MONTEMAGNI Matéo	12.750	11.233	11.533	16.000	10.233	10.600	(17)	72.349
BLOUL Ismail	12.000	9.300	11.166	16.200	11.333	11.633	(20)	71.632
GALMICHE Guillaume	9.750	10.700	11.833	16.266	10.466	11.666	(23)	70.681
MASSON Arthur	11.100		11.300	16.500		11.033	(42)	49.933
PFLIMLIN Florian		10.833			10.566		(56)	21.399
10 ASSOCIATION GYMNIQUE REMOISE								
FRA REIMS	35.800	35.766	33.466	49.299	29.032	33.666		217.029
FRANCOIS Aurélien	13.300	13.166	11.900	16.200	9.966	12.300	(4)	76.832
PARGNY Romain	12.600	12.700	11.000	16.766	10.400	11.600	(11)	75.066
GELLOT Pierric			10.566	16.333	8.666	9.766	(49)	45.331
MILLET Léandre	9.900	9.900					(57)	19.800
11 LA RENAISSANCE								
FRA CHALONS EN CHAMPAGNE	32.000	31.565	33.565	49.799	32.899	33.632		213.460
HADI ECKLY Raphaël	12.000	11.966	10.933	16.800	11.300	11.533	(13)	74.532
DUQUENNE Nicolas	11.500	9.666	11.566	16.233	10.466	11.466	(22)	70.897
LEAU Viktor	8.500	9.933	11.066	16.766	11.133	10.633	(27)	68.031
12 CLUB GYMNIQUE DOMBASLE								
FRA DOMBASLE	28.950	31.065	33.232	47.666	29.532	31.532		201.977
BOURCIER Benjamin	10.600	9.566	11.766	15.666	9.766	10.333	(28)	67.697
RENAUX Amélien	9.000	11.166	10.700	16.066	10.366	9.400	(31)	66.698
COSSON Nicolas	9.350	9.733	10.433	15.700	9.400	10.633	(32)	65.249
POULET Baptiste	8.500	10.166	10.766	15.900	9.066	10.566	(33)	64.964
13 SPORT MUSSIPONTAIN								
FRA PONT A MOUSSON	31.400	28.766	32.899	48.999	28.466	26.466		196.996
HANDLER Damien	11.550	12.133	10.866	<u>16.900</u>	9.000	7.200	(29)	67.649
NOEL Antonin	9.350	9.200	10.733	16.033	9.366	10.100	(34)	64.782
LOUIS Jules	10.500	7.433	11.300	16.066	10.100	9.166	(35)	64.565

souligné = meilleur total

_GENEQU_GAM.RPT du 12/06/2011 - 5.4.004 LOCAL - mono -

validé le dimanche 12 juin 2011 à 18:35 - 6/8

Palmarès détaillé des équipes / Full team results

HAGUENAU

ZONE EST - CHAMPIONNAT B EQUIPES GAM

11/06/2011 au 12/06/2011

Fédération Française
de Gymnastique







Z0011019.18668.00

JURY D et E

1019

DIR CRITERIUM BENJAMINS/MINIMES/CADETS G

FINALES

Club / Association Ville / Town							Pen.	Total Score
1 SOCIETE DE GYMNASIQUE OBERHOFFEN								
FRA OBERHOFFEN	35.599	36.299	39.833	50.500	36.766	41.100		240.097
WENGER Laurent	12.200	12.166	<u>14.600</u>	<u>16.900</u>	12.566	<u>14.000</u>	(3)	82.432
MEYER Adrien	11.766	11.533	12.833	16.800	12.400	13.950	(6)	79.282
HALTER Anthony	11.633	12.100	12.400	16.800	11.800	13.150	(8)	77.883
MEYER Quentin		12.033		16.600	9.600		(38)	38.233
DONNETTE Pierre	10.400		12.233			11.350	(42)	33.983
2 SOCIETE DE GYMNASIQUE CHATENOIS								
FRA CHATENOIS	35.332	39.066	37.699	50.350	36.566	38.500		237.513
ENGEL Thomas	12.133	13.033	12.966	16.900	12.300	13.100	(4)	80.432
MOREL Guillaume	11.733	13.100	12.500	16.650	12.366	12.850	(7)	79.199
LUX Gaetan	11.466		11.966	16.800	11.766	12.550	(28)	64.548
ROBERT Gaël	10.300	12.933	12.233		11.900	11.300	(30)	58.666
HAHN Quentin		12.766		16.550			(43)	29.316
3 ALSATIA BISCHEIM								
FRA BISCHEIM	33.465	36.966	35.866	50.350	36.533	37.800		230.980
THIBAUD Alaric	<u>13.766</u>	<u>13.800</u>	12.100	16.900	13.500	13.650	(2)	83.716
SCHULTZ Thomas	9.833	11.766	11.966	16.750	11.400	11.950	(9)	73.665
CHARLIER Luc andre	9.466	11.400	11.800	16.700	11.633	12.200	(10)	73.199
WERNER Quentin	9.866			16.150	9.900		(41)	35.916
PROBST Corentin		8.933	9.333			9.700	(44)	27.966
4 UNION HAGUENAU								
FRA HAGUENAU	36.200	31.199	37.799	49.350	36.466	35.350		226.364
TIR Yacine	13.500	12.633	13.833	16.850	<u>14.200</u>	13.900	(1)	<u>84.916</u>
DOMINIQUE Antoine	11.500	10.333	12.433	15.800	11.600	10.400	(11)	72.066
DUPONT Yann	11.200	8.033	11.533	16.300	9.766	10.250	(22)	67.082
STEPHAN Victor	8.800	8.233	10.833	16.200	10.666	11.050	(24)	65.782
5 SOCIETE DE GYMNASIQUE SAUSHEIM								
FRA SAUSHEIM	33.866	33.998	36.065	50.200	32.766	38.850		225.745
GERGES Thomas	11.800	12.266	12.133	16.750	13.200	13.700	(5)	79.849
CAZAUBON Colin	10.733	10.066	11.966	16.650	8.766	12.750	(13)	70.931
SAUPIN Axel	8.266	11.366	11.966		10.633	12.050	(32)	54.281
MEYER Mathieu	11.333			16.700	8.933	12.400	(34)	49.366
SCHREINER Romain		10.366	11.966	16.750			(37)	39.082
JARDOT Bastien	10.633	9.200	12.133	16.550	11.533	11.200	(12)	71.249
ROUSSE Killian	9.400	9.400	11.433	16.450	12.333	11.350	(14)	70.366
EMONNOT Simon	10.066	11.933	7.266		12.533	9.900	(33)	51.698
	8.433	8.200	10.966	13.950			(36)	41.549
				16.250	9.466	10.250	(40)	35.966

souligné = meilleur total

_GENEQU_GAM.RPT du 12/06/2011 - 5.4.004 LOCAL - mono -

validé le dimanche 12 juin 2011 à 18:35 - 7/8

Palmarès détaillé des équipes / Full team results

HAGUENAU

ZONE EST - CHAMPIONNAT B EQUIPES GAM

11/06/2011 au 12/06/2011

Fédération Française
de Gymnastique







Z0011019.18668.00

JURY D et E

1019

DIR CRITERIUM BENJAMINS/MINIMES/CADETS G

FINALES

Club / Association Ville / Town							Pen.	Total Score
7 ASSOCIATION SPORTIVE SAINT-REMY DE VITTE								
FRA VITTEL	30.966	28.800	34.732	49.000	32.299	33.050		208.847
LENAT Louis	8.766	10.000	11.266	16.500	11.200	11.150	(18)	68.882
POINSOT Theo	10.733	8.700	11.933	16.650	10.633	10.050	(19)	68.699
WITRICH Yoan	10.300	10.100	11.533	15.250	10.466	11.050	(20)	68.699
LENAT Antoine	9.933	8.100	11.133	15.850	9.900	10.850	(25)	65.766
8 ASSOCIATION SPORTIVE DE SARREGUEMINES								Equipe 2
FRA SARREGUEMINES	26.165	28.233	34.800	49.700	31.799	32.850		203.547
LAJIC Gabriel	9.166	10.100	11.800	16.400	11.466	11.250	(16)	70.182
GER WILHELMUS Maurice	8.966	8.900	11.000	16.450	10.300	10.400	(23)	66.016
HODY Paul	6.800	9.200	11.200	16.850		11.200	(31)	55.250
KNAPP Jonathan	8.033	8.933	11.800		10.033	8.300	(35)	47.099
SCHNEIDER Simon				16.200	6.166		(45)	22.366
9 LA VOSGIENNE EPINAL								
FRA EPINAL	31.266	27.599	33.366	49.200	28.966	31.700		202.097
BEHR Mathieu	11.133	10.066	11.966	16.650	8.800	11.650	(15)	70.265
BEAUDOIN Axel	10.933	9.800	11.700	16.350	10.400	10.200	(17)	69.383
MARIEY Nicolas	9.200	7.066	8.700	16.200	8.100	9.600	(29)	58.866
MAISETTI Louis		7.733	9.700		9.766	9.850	(39)	37.049
10 LA GIVETOISE								
FRA GIVET	31.032	24.999	30.699	49.150	32.833	31.700		200.413
LEROY Simon	10.533	9.333	10.500	16.550	10.900	9.750	(21)	67.566
MOUTON Mathieu	9.633	8.466	9.566	16.450	9.533	11.550	(26)	65.198
BAUDART Aurelien	10.866	7.200	10.633	16.150	9.800	10.400	(27)	65.049
HAYA ENRIQUEZ Diego					12.133		(46)	12.133

souligné = meilleur total

_GENEQU_GAM.RPT du 12/06/2011 - 5.4.004 LOCAL - mono -

validé le dimanche 12 juin 2011 à 18:35 - 8/8