

# Palmarès détaillé des équipes / Full team results

## DOLE

### REGION EQUIPE

12/03/2011 au 13/03/2011

Fédération Française  
de Gymnastique





R0101043.18687.00

JURY A ET B

1043

## DIR CRITERIUM BENJAMINES GAF

## FINALES

Club / Association Ville / Town					Pen.	Total Score
<b>1 DOLE FEUX FOLLETS GYM.</b>						
FRA <b>DOLE</b>	<b>41.432</b>	<b>34.999</b>	<b>35.665</b>	<b>36.233</b>		<b>148.329</b>
GODEREAUX Anne-sophie	12.433	<u>12.800</u>	11.666	12.433	(4)	49.332
SEDDIKI Chahineze	14.233	10.233	12.433	12.200	(6)	49.099
LAVERNAUX Sarah-lou	13.766	11.966	11.566	11.600	(7)	48.898
VERNET Alice	13.433	8.300	10.966	11.400	(17)	44.099
<b>2 ESPERANCE AUDINCOURT</b>						
FRA <b>AUDINCOURT</b>	<b>40.066</b>	<b>34.632</b>	<b>35.566</b>	<b>35.432</b>		<b>145.696</b>
SEGUIN Camille	<u>14.700</u>	11.566	<u>13.400</u>	<u>13.033</u>	(1)	<u>52.699</u>
MOUHOT Jade	12.066	12.600	10.966	10.666	(13)	46.298
CAIRE Laury	13.300	9.033	11.200	10.200	(18)	43.733
DUCHANOIS Anaïs	11.500	10.466	10.000	11.733	(19)	43.699
<b>3 GYM PONTARLIER</b>						
FRA <b>PONTARLIER</b>	<b>38.399</b>	<b>35.332</b>	<b>34.732</b>	<b>35.699</b>		<b>144.162</b>
JEANPETIT Chloe	13.366	12.033	11.666	12.066	(5)	49.131
OLIVIER Lola	12.833	11.733	11.800	11.900	(9)	48.266
TOSSERI Naomi	11.600	11.133	11.266	11.733	(15)	45.732
ROBERT Marine	12.200	11.566	9.333	10.166	(23)	43.265
<b>4 AVENIR GYMNIQUE LURE</b>						
FRA <b>LURE</b>	<b>39.399</b>	<b>32.465</b>	<b>35.798</b>	<b>36.199</b>		<b>143.861</b>
GRISEZ Eva	13.366	11.066	13.166	11.900	(3)	49.498
MANGHERA Mathilde	12.766	9.933	11.966	12.333	(11)	46.998
DEBENATH Clemence	13.133	11.466	10.100	11.333	(14)	46.032
GRISEZ Manon	12.900	9.600	10.666	11.966	(16)	45.132
<b>5 VESOUL</b>						
FRA <b>VESOUL</b>	<b>38.066</b>	<b>34.433</b>	<b>35.199</b>	<b>34.866</b>		<b>142.564</b>
SANTAGATA Léna	13.666	12.000	12.033	12.133	(2)	49.832
SALVI Carla	12.200	11.700	12.500	12.233	(8)	48.633
PAGOT Lucie	12.200	10.733	10.033	10.500	(21)	43.466
LAMBOLEY Clara	11.666	9.566	10.666	8.300	(44)	40.198
<b>6 L'ORNANAISE ORNANS</b>						
FRA <b>ORNANS</b>	<b>39.666</b>	<b>34.265</b>	<b>32.332</b>	<b>32.899</b>		<b>139.162</b>
VERSET Laure	13.600	12.266	9.866	11.800	(10)	47.532
SAUVAGE Léa	12.966	10.000	9.866	9.966	(25)	42.798
REROLLE Elise	13.100	11.266	10.866		(68)	35.232
DUPUIS Camille	12.333	10.733		11.133	(70)	34.199
MENETTRIER Elodie			11.600	8.866	(77)	20.466

souligné = meilleur total

L:\SQL\_PALMARES\_GENEQU\_GAF.RPT du 13/03/2011 - 5.4.004 LOCAL - m

validé le dimanche 13 mars 2011 à 18:53 - 1/4

# Palmarès détaillé des équipes / Full team results

## DOLE

### REGION EQUIPE

12/03/2011 au 13/03/2011

Fédération Française  
de Gymnastique





R0101043.18687.00

JURY A ET B

1043

## DIR CRITERIUM BENJAMINES GAF

## FINALES

Club / Association Ville / Town					Pen.	Total Score
<b>7 VAUDOISE HERICOURT</b>						
FRA <b>HERICOURT</b>	<b>38.565</b>	<b>29.199</b>	<b>35.399</b>	<b>34.100</b>		<b>137.263</b>
ULMER Carmela	14.166	9.600	12.233	10.900	(12)	46.899
DHIMITRI Melissa	12.066	10.066	11.033	10.533	(20)	43.698
DUVEAU Lisa	11.600		12.033	11.500	(69)	35.133
BEDAINE Aurelie		9.533	11.133	11.700	(71)	32.366
APPAIX Maeva	12.333	9.200			(75)	21.533
<b>8 AVENIR GYMNIQUE LURE</b>						<b>Equipe 2</b>
FRA <b>LURE</b>	<b>33.900</b>	<b>31.032</b>	<b>30.466</b>	<b>30.332</b>		<b>125.730</b>
DEMOUGIN Romane	10.900	10.633	9.866	10.366	(32)	41.765
MOURET Marie	11.800	10.766	10.400	8.233	(36)	41.199
LETELLIER Léah	10.533	9.633	9.533	10.433	(45)	40.132
MOREL Lucie	11.200	8.300	10.200	9.533	(48)	39.233
<b>9 AMICALE GIROMAGNY</b>						
FRA <b>GIROMAGNY</b>	<b>34.466</b>	<b>26.966</b>	<b>31.700</b>	<b>32.033</b>		<b>125.165</b>
AUBERT Amelie	11.466	8.900	10.800	11.600	(26)	42.766
HELLE Julina	11.900	9.266	10.700	9.400	(34)	41.266
GOY Isaline	11.100	8.800	10.200	11.033	(37)	41.133
COPPOLA Manon	9.266	8.066	9.233	9.166	(66)	35.731
<b>10 VAUDOISE HERICOURT</b>						<b>Equipe 2</b>
FRA <b>HERICOURT</b>	<b>34.266</b>	<b>27.899</b>	<b>30.732</b>	<b>31.532</b>		<b>124.429</b>
NOEL Anaelle	12.600	8.966	10.566	10.133	(29)	42.265
MAGNE Julie	12.300	8.400	10.533	10.566	(31)	41.799
VANCON-DELAITE Emeline	9.366	10.533	9.633	10.833	(42)	40.365
<b>11 ASSOCIATION SPORTIVE BELFORTAINE. BELFOR</b>						
FRA <b>BELFORT</b>	<b>34.965</b>	<b>27.498</b>	<b>29.032</b>	<b>32.399</b>		<b>123.894</b>
LE CAM LIGIER Capucine	11.666	9.366	10.166	11.266	(27)	42.464
LOUIS-MIRTILE Clara	11.766	9.166	9.666	11.833	(28)	42.431
AUZOLLE Cécile	11.533	8.966	9.200	9.300	(50)	38.999
GAULTIER Cécile	10.900	7.233	9.166	8.233	(67)	35.532
<b>12 LA LEGERE MELINOISE</b>						
FRA <b>ECHENOZ LA MELINE</b>	<b>33.233</b>	<b>29.866</b>	<b>29.899</b>	<b>30.866</b>		<b>123.864</b>
BERTOT Manon	11.200	9.700	9.966	11.200	(30)	42.066
BARD Sarah	10.800	9.800	9.900	9.333	(46)	39.833
BOUVERET Sarah	10.633	10.366		10.300	(72)	31.299
LARERE Marie		9.333	10.033	9.366	(73)	28.732
RENAUD Elia	11.233		7.900		(79)	19.133

souligné = meilleur total

L:\SQL\_PALMARES\_GENEQU\_GAF.RPT du 13/03/2011 - 5.4.004 LOCAL - m

validé le dimanche 13 mars 2011 à 18:53 - 2/4

# Palmarès détaillé des équipes / Full team results

## DOLE

### REGION EQUIPE

12/03/2011 au 13/03/2011

Fédération Française  
de Gymnastique





R0101043.18687.00

JURY A ET B

1043

## DIR CRITERIUM BENJAMINES GAF

## FINALES

Club / Association Ville / Town					Pen.	Total Score
<b>13 EVOLUTION MORTEAU</b>						<b>Equipe 3</b>
FRA <b>MORTEAU</b>	<b>39.132</b>	<b>25.799</b>	<b>26.865</b>	<b>29.666</b>		<b>121.462</b>
TAILLARD Célia	13.766	9.433	8.766	8.566	(41)	40.531
ZAEPFFEL Emmie	13.533	6.433	9.566	8.900	(53)	38.432
DEVILLERS Laura	9.800	9.166	7.666	10.866	(59)	37.498
CUENOT Ophélie	11.833	7.200	8.533	9.900	(60)	37.466
<b>14 JURASSIENNE LONS LE SAUNIER</b>						
FRA <b>LONS LE SAUNIER</b>	<b>36.432</b>	<b>23.799</b>	<b>29.065</b>	<b>31.599</b>		<b>120.895</b>
BON-RAFFENNE Yanisse	11.866	9.266	10.366	11.633	(24)	43.131
BRUN Elisa	10.600	7.400	9.866	10.666	(52)	38.532
COUOTOT Jennifer	13.533	7.100	8.466	9.300	(54)	38.399
POREE-LAI Tifenn	11.033	7.133	8.833	8.800	(65)	35.799
<b>15 EVOLUTION MORTEAU</b>						<b>Equipe 2</b>
FRA <b>MORTEAU</b>	<b>38.198</b>	<b>28.532</b>	<b>26.765</b>	<b>26.599</b>		<b>120.094</b>
JACOT-DESCOMBES Sarah	13.666	10.033	10.666	8.966	(22)	43.331
LUTZ Agathe	13.366	8.233	8.266	8.833	(51)	38.698
CHARLET Laura	11.166	10.266	7.833	8.800	(55)	38.065
<b>16 AVENIR GYMNIQUE LURE</b>						<b>Equipe 4</b>
FRA <b>LURE</b>	<b>34.233</b>	<b>28.533</b>	<b>29.866</b>	<b>26.832</b>		<b>119.464</b>
CHEVIET Manuella	12.033	11.233	10.033	7.933	(35)	41.232
BELUCHE Malaury	11.200	8.300	9.833	8.466	(57)	37.799
TISSERAND Léa	10.233	6.900	10.000	10.433	(58)	37.566
NEYNAUD Pauline	11.000	9.000	9.500	7.500	(62)	37.000
<b>17 DOLE FEUX FOLLETS GYM.</b>						<b>Equipe 2</b>
FRA <b>DOLE</b>	<b>33.799</b>	<b>28.132</b>	<b>28.499</b>	<b>28.032</b>		<b>118.462</b>
COURDIER Anais	11.333	10.600	10.333	9.166	(33)	41.432
SALOMON Camille	11.166	9.466	9.066	9.500	(49)	39.198
BLAISE Camille	11.300	8.066	9.100	9.366	(56)	37.832
<b>18 EVOLUTION MORTEAU</b>						<b>Equipe 3</b>
FRA <b>MORTEAU</b>	<b>35.965</b>	<b>26.599</b>	<b>29.265</b>	<b>26.432</b>		<b>118.261</b>
BASSENNE Elsa	12.866	9.466	9.466	8.966	(38)	40.764
GENDRE Romane	12.033	8.333	10.266	9.966	(39)	40.598
MARION Margot	10.166	8.800	9.533	7.500	(64)	35.999
CAILLET Océane	11.066	7.700			(80)	18.766
VALLET Maxence			7.966	7.400	(81)	15.366
<b>19 LA MOREZIENNE</b>						
FRA <b>MOREZ</b>	<b>34.132</b>	<b>26.665</b>	<b>29.799</b>	<b>25.698</b>		<b>116.294</b>
RIFFAULT Eva	11.966	9.533	10.000	9.066	(40)	40.565
LAMY Agathe	11.400	8.866	10.266	8.766	(47)	39.298
MONTALTI Elsa	10.766	8.266	9.533	7.866	(63)	36.431

souligné = meilleur total

L\SQL\_PALMARES\_GENEQU\_GAF.RPT du 13/03/2011 - 5.4.004 LOCAL - m

validé le dimanche 13 mars 2011 à 18:53 - 3/4

# Palmarès détaillé des équipes / Full team results

DOLE

REGION EQUIPE

12/03/2011 au 13/03/2011

Fédération Française  
de Gymnastique





R0101043.18687.00

JURY A ET B

1043

**DIR CRITERIUM BENJAMINES GAF**


**FINALES**

Club / Association Ville / Town					Pen.	Total Score
<b>20 JURASSIENNE LONS LE SAUNIER</b>						<b>Equipe 2</b>
FRA <b>LONS LE SAUNIER</b>	<b>34.132</b>	<b>20.499</b>	<b>28.398</b>	<b>27.566</b>		<b>110.595</b>
BURDY Alice	11.800	8.966	9.366	10.100	(43)	40.232
SAULNIER Léanne	11.566	5.566	10.066	10.166	(61)	37.364
JOLY Laura	10.533	5.900		7.300	(74)	23.733
ELBACHIR Maeva		5.633	8.100	6.966	(76)	20.699
GANDELIN Manon	10.766		8.966		(78)	19.732

souligné = meilleur total

L\SQL\_PALMARES\_GENEQU\_GAF.RPT du 13/03/2011 - 5.4.004 LOCAL - m

validé le dimanche 13 mars 2011 à 18:53 - 4/4



# Palmarès détaillé des équipes / Full team results

## DOLE

### REGION EQUIPE

12/03/2011 au 13/03/2011

Fédération Française  
de Gymnastique





R0101044.18688.00

JURY A ET B

1044

## DIR CRITERIUM BENJAMINES/MINIMES GAF


### FINALES

Club / Association Ville / Town					Pen.	Total Score
<b>1 CLUB SPORTIF BEAUCOURTOIS</b>						
FRA <b>BEAUCOURT</b>	<b>44.032</b>	<b>36.032</b>	<b>37.866</b>	<b>38.899</b>		<b>156.829</b>
FRERE Clara	14.733	13.300	<u>13.066</u>	13.333	(1)	<u>54.432</u>
EL GAMAH Chaimaa	14.466	10.133	12.800	11.566	(8)	48.965
CONCASTRI Clemence	14.833	11.966		13.300	(36)	40.099
VOSTINIC Lidija			12.000	12.266	(65)	24.266
MOINAT Virginie		10.766	11.633		(68)	22.399
<b>2 ASSOCIATION SPORTIVE BELFORTAINE. BELFORT</b>						
FRA <b>BELFORT</b>	<b>43.766</b>	<b>38.732</b>	<b>34.632</b>	<b>36.066</b>		<b>153.196</b>
CHEVIRON Julie	14.900	<u>13.800</u>	12.100	12.233	(2)	53.033
TANGUY Capucine	14.766	13.366	10.966	12.133	(5)	51.231
SOLDAN Marie	14.100		10.533	11.533	(47)	36.166
ROCHE Mathilde		11.566	11.566	11.700	(50)	34.832
KLEISTENDORFF Lise	14.033	11.466			(62)	25.499
<b>3 GYM PASSION CHAMPAGNOLE</b>						
FRA <b>CHAMPAGNOLE</b>	<b>41.299</b>	<b>37.566</b>	<b>35.599</b>	<b>36.299</b>		<b>150.763</b>
ROUX Charline	14.566	13.766	12.366	10.766	(4)	51.464
DOLE Célia	14.600		12.100	12.500	(38)	39.200
CARREL Anaïs		13.200	11.133	11.966	(46)	36.299
COULOMBE Zoé		10.600	10.366	11.833	(58)	32.799
COURDIER Sarah	12.133	10.600			(67)	22.733
<b>4 LA LEGERE MELINOISE</b>						
FRA <b>ECHENOZ LA MELINE</b>	<b>44.032</b>	<b>33.499</b>	<b>36.199</b>	<b>34.266</b>		<b>147.996</b>
SCHNOEBELEN Anaëlle	14.366	10.833	12.233	10.533	(10)	47.965
FIGARD Erika laura	14.666	9.566	11.466	10.133	(18)	45.831
CHOLLEY Emylie	15.000	10.300		11.900	(40)	37.200
DAUNIS Océane		12.366	12.500	11.833	(44)	36.699
SCHARLY Lou	14.200		10.300		(64)	24.500
<b>5 JURASSIENNE LONS LE SAUNIER</b>						
FRA <b>LONS LE SAUNIER</b>	<b>43.165</b>	<b>32.066</b>	<b>33.399</b>	<b>37.732</b>		<b>146.362</b>
GERING Léa	14.866	11.500	12.533	<u>13.433</u>	(3)	52.332
DEODATI Pauline	14.433	9.333	10.933	11.600	(16)	46.299
RABULLIOT Manon	13.866	10.366	9.933	12.066	(17)	46.231
GUERIN Maylis	12.133	10.200	8.800	12.233	(22)	43.366
<b>6 L'ORNANAISE ORNANS</b>						
FRA <b>ORNANS</b>	<b>44.299</b>	<b>32.966</b>	<b>33.665</b>	<b>34.799</b>		<b>145.729</b>
NEUBURGER Tania	14.833	10.800	12.033	11.866	(6)	49.532
POIMBOEUF Johanna	14.700	11.566	10.766		(41)	37.032
MILLET Manon	14.766		9.833	11.733	(45)	36.332
BROUX Zeline	14.166	10.600		10.266	(49)	35.032
LEDENTU Alizee		10.333	10.866	11.200	(59)	32.399

souligné = meilleur total

\_GENEQU\_GAF.RPT du 14/03/2011 - 5.4.004 LOCAL - mono -

validé le lundi 14 mars 2011 à 22:35 - 1/3



# Palmarès détaillé des équipes / Full team results

## DOLE

### REGION EQUIPE

12/03/2011 au 13/03/2011

Fédération Française  
de Gymnastique





R0101044.18688.00

JURY A ET B

1044

## DIR CRITERIUM BENJAMINES/MINIMES GAF


FINALES

Club / Association Ville / Town					Pen.	Total Score
<b>7 L'ORNANAISE ORNANS</b>						<b>Equipe 2</b>
FRA <b>ORNANS</b>	<b>43.465</b>	<b>31.699</b>	<b>32.332</b>	<b>33.698</b>		<b>141.194</b>
OZTURK Séda	14.566	10.433	11.066	11.366	(13)	47.431
RENAUD Elise	14.566	11.066	11.066	10.366	(14)	47.064
LAMY Lea-anastasy	14.333	9.400		11.966	(48)	35.699
DA SILVA Melissa	13.866		10.200	10.266	(52)	34.332
MENETTRIER Elise		10.200	9.200		(70)	19.400
<b>8 LA LEGERE MELINOISE</b>						<b>Equipe 2</b>
FRA <b>ECHENOZ LA MELINE</b>	<b>40.933</b>	<b>32.532</b>	<b>33.766</b>	<b>32.733</b>		<b>139.964</b>
SCHARLY Tess	13.800	11.133	11.633	11.200	(11)	47.766
MOREAU Tifenn	14.233	7.600	10.133	10.300	(27)	42.266
GIRARD Eva	12.600		11.200	9.966	(55)	33.766
VION Inès	12.900	9.733	10.933		(56)	33.566
SCHNOEBELEN Camille		11.666		11.233	(66)	22.899
FRA <b>VESOUL</b>	<b>41.165</b>	<b>32.399</b>	<b>30.566</b>	<b>33.999</b>		<b>138.129</b>
CLAUDEL Adeline	<u>15.066</u>	12.600	9.233	12.433	(7)	49.332
SALOME Honorine	14.133	11.366	10.333	10.733	(15)	46.565
ROBERT Océane	11.966	8.433	11.000	10.833	(28)	42.232
<b>10 AMICALE GIROMAGNY</b>						
FRA <b>GIROMAGNY</b>	<b>38.000</b>	<b>31.132</b>	<b>30.732</b>	<b>34.533</b>		<b>134.397</b>
MATHIEU Maude	13.200	11.300	11.966	12.200	(9)	48.666
MATHIEU Lea	12.700	10.566	8.400	11.933	(21)	43.599
MOURAND Laurine	12.100	9.266	10.366	10.400	(29)	42.132
<b>11 GYM PONTARLIER</b>						
FRA <b>PONTARLIER</b>	<b>38.199</b>	<b>33.399</b>	<b>31.799</b>	<b>29.832</b>		<b>133.229</b>
MAUGAIN Laurie	13.066	11.966	12.133	10.366	(12)	47.531
PAILLOUX Lina	12.933	11.000	10.633	9.666	(20)	44.232
RIGOUTAT L a	12.200	10.433	9.033	9.800	(31)	41.466
<b>12 DOLE FEUX FOLLETS GYM.</b>						
FRA <b>DOLE</b>	<b>38.932</b>	<b>31.199</b>	<b>30.232</b>	<b>31.966</b>		<b>132.329</b>
PETIT Emma	12.266	10.533	10.366	11.833	(19)	44.998
FALQUI Lula	14.400	9.833	9.866	8.900	(23)	42.999
GARRIEN Emma	12.200	10.833	9.900	9.933	(25)	42.866
HAYOTTE Elodie	12.266	8.000	9.966	10.200	(34)	40.432

souligné = meilleur total

\_GENEQU\_GAF.RPT du 14/03/2011 - 5.4.004 LOCAL - mono -

validé le lundi 14 mars 2011 à 22:35 - 2/3



# Palmarès détaillé des équipes / Full team results

## DOLE

### REGION EQUIPE

12/03/2011 au 13/03/2011

Fédération Française  
de Gymnastique





R0101044.18688.00

JURY A ET B

1044

## DIR CRITERIUM BENJAMINES/MINIMES GAF

## FINALES

Club / Association Ville / Town					Pen.	Total Score
<b>13 L'ORNANAISE ORNANS</b>						<b>Equipe 3</b>
FRA <b>ORNANS</b>	<b>36.699</b>	<b>31.399</b>	<b>28.265</b>	<b>29.365</b>		<b>125.728</b>
BULLE Marie-aurélie	12.400	10.633	9.933	9.866	(26)	42.832
CANTIN Jeanne	12.133	10.233	9.366	9.933	(30)	41.665
DA SILVA Gloria	11.933	10.533		9.500	(61)	31.966
MODOLINI Elise		6.866	8.933	9.566	(63)	25.365
DINETTE Flavie	12.166		8.966		(69)	21.132
<b>14 LA PATRIOTE VILLERS LE LAC</b>						
FRA <b>VILLERS LE LAC</b>	<b>38.932</b>	<b>23.432</b>	<b>28.532</b>	<b>29.899</b>		<b>120.795</b>
CHOPARD LALLIER Audrey	14.466	7.933	9.633	10.966	(24)	42.998
DUPREY Marine	12.533	8.366	10.633	9.733	(32)	41.265
MICHEL Emma	11.933	5.600	7.700	9.200	(51)	34.433
BOUCARD Manon	10.900	7.133	8.266	7.566	(54)	33.865
<b>15 GAULOISE MONTBELIARD</b>						
FRA <b>MONTBELIARD</b>	<b>35.132</b>	<b>24.399</b>	<b>26.898</b>	<b>28.199</b>		<b>114.628</b>
DORTHE Claire	11.766	9.233	9.666	10.233	(33)	40.898
DORTHE Gaëlle	11.866	8.066	9.466	10.200	(37)	39.598
FLECHON Morgane	11.500	7.100	7.766	7.766	(53)	34.132
<b>16 LES FARFADETS GYM ET TRAMPOLINE</b>						
FRA <b>LUXEUIL</b>	<b>36.232</b>	<b>22.666</b>	<b>25.832</b>	<b>26.666</b>		<b>111.396</b>
PETITJEAN Amelie	11.866	9.666	8.033	7.966	(39)	37.531
ANCEL Elisa	12.200	6.700	8.466	9.600	(42)	36.966
MOUGEL Lou	12.166	6.300	9.333	9.100	(43)	36.899
<b>17 EVOLUTION MORTEAU</b>						<b>Equipe 2</b>
FRA <b>MORTEAU</b>	<b>36.932</b>	<b>20.799</b>	<b>24.466</b>	<b>23.199</b>		<b>105.396</b>
POLYAM Chanthicha	13.833	8.233	9.866	8.233	(35)	40.165
TAILLARD Emma	11.733	4.800	7.600	8.933	(57)	33.066
LOCATELLI Colène	11.366	7.766	7.000	6.033	(60)	32.165

souligné = meilleur total

\_GENEQU\_GAF.RPT du 14/03/2011 - 5.4.004 LOCAL - mono -

validé le lundi 14 mars 2011 à 22:35 - 3/3

# Palmarès détaillé des équipes / Full team results

## DOLE

### REGION EQUIPE

12/03/2011 au 13/03/2011

Fédération Française  
de Gymnastique





R0101045.18689.00

JURY A ET B

1045

## DIR CRITERIUM MINIMES/CADETTES GAF

## FINALES

Club / Association Ville / Town					Pen.	Total Score
<b>1 GAULOISE MONTBELIARD</b>						
FRA <b>MONTBELIARD</b>	<b>42.100</b>	<b>35.950</b>	<b>33.400</b>	<b>34.900</b>		<b>146.350</b>
JOURNOT Laura	15.000	12.850	11.450	12.550	(1)	51.850
GUIMARES Lorycia	13.600	11.950	11.600	11.700	(2)	48.850
MONNIER Manon	13.500	11.150	10.350	10.650	(7)	45.650
<b>2 AVENIR GYMNIQUE LURE</b>						
FRA <b>LURE</b>	<b>42.650</b>	<b>34.100</b>	<b>35.650</b>	<b>33.150</b>		<b>145.550</b>
DEBENATH Maude	13.800	11.800	11.800	11.300	(3)	48.700
FAGOT Orane	14.000	11.150	11.950	11.450	(4)	48.550
MANGHERA Valentine	13.950	10.550	11.900	10.400	(5)	46.800
DAGUEY Laura	14.700	11.150	10.600	8.850	(9)	45.300
<b>3 AVENIR GYMNIQUE LURE</b>						<b>Equipe 2</b>
FRA <b>LURE</b>	<b>38.700</b>	<b>32.200</b>	<b>35.450</b>	<b>34.100</b>		<b>140.450</b>
MANGHERA Lucie	13.650	10.900	10.050	12.000	(6)	46.600
MICHEL Charline	11.650	10.650	12.400	10.850	(8)	45.550
ROLLET Emilie	11.450	10.600	11.850	11.250	(10)	45.150
PERRONNE Emilie	13.400	10.650	11.200	8.700	(11)	43.950
<b>4 VAUDOISE HERICOURT</b>						
FRA <b>HERICOURT</b>	<b>42.450</b>	<b>32.250</b>	<b>33.300</b>	<b>31.300</b>		<b>139.300</b>
TAMBOUR-MIEL Justine	13.300	10.250	10.050	9.400	(14)	43.000
MUOT Kenny	14.950	11.050	11.150		(18)	37.150
HAMANN Mathilde	14.200		12.100	9.750	(19)	36.050
VANCON Marine	12.000	10.950		11.250	(21)	34.200
PASTEUR Stessie		8.600	8.950	10.300	(23)	27.850
<b>5 JURASSIENNE LONS LE SAUNIER</b>						
FRA <b>LONS LE SAUNIER</b>	<b>38.900</b>	<b>26.550</b>	<b>28.800</b>	<b>31.100</b>		<b>125.350</b>
BLANCHARD Julie	12.500	9.350	10.100	11.300	(13)	43.250
GUILLLOT Clémentine	11.800	9.900	9.550	10.400	(15)	41.650
LAFFORGUE Claire	13.900	7.300	8.450	9.400	(16)	39.050
OZUBKO Chloé	12.500	4.750	9.150	9.000	(20)	35.400
<b>6 JURASSIENNE LONS LE SAUNIER</b>						<b>Equipe 2</b>
FRA <b>LONS LE SAUNIER</b>	<b>35.450</b>	<b>24.050</b>	<b>26.550</b>	<b>26.600</b>		<b>112.650</b>
DE GRACIA Laura	12.850	8.750	10.850	10.850	(12)	43.300
MANGIN Elyse	12.100	9.150	8.650	9.150	(17)	39.050
ALEM Mélissa	10.500	6.150	7.050	6.600	(22)	30.300

souligné = meilleur total

L:\SQL\_PALMARES\_GENEQU\_GAF.RPT du 13/03/2011 - 5.4.004 LOCAL - m

validé le dimanche 13 mars 2011 à 18:53 - 1/1



# Palmarès détaillé des équipes / Full team results

## DOLE

### REGION EQUIPE

12/03/2011 au 13/03/2011

Fédération Française  
de Gymnastique





R0101042.18686.00

JURY A ET B

1042

## DIR FEDERALE M/C/J/S GAF

## FINALES

Club / Association Ville / Town					Pen.	Total Score
<b>FRA VESOUL</b>	<b>32.999</b>	<b>35.432</b>	<b>30.466</b>	<b>35.665</b>		<b>134.562</b>
LARRIERE Emilie	10.833	11.866	9.933	11.933	(3)	44.565
EUVRARD Glori	<u>11.233</u>	11.666	9.833	11.766	(4)	44.498
BETTINELLI Celine		11.900	10.700	11.966	(26)	34.566
THOMAS Alexandra	10.633	10.566	9.600		(30)	30.799
CUENIN Natacha	10.933			11.633	(38)	22.566
<b>2 GYM PASSION CHAMPAGNOLE</b>						
<b>FRA CHAMPAGNOLE</b>	<b>31.166</b>	<b>34.599</b>	<b>31.799</b>	<b>35.865</b>		<b>133.429</b>
PELIER Mélody	10.800	<u>12.133</u>	<u>10.733</u>	12.066	(1)	<u>45.732</u>
PELIER Andréane	10.233	11.966	10.466	<u>12.133</u>	(2)	44.798
DOLE Cynthia	10.133	10.500	10.600	11.666	(7)	42.899
SAILLARD Melanie	9.633	10.433	9.466	10.600	(18)	40.132
<b>3 GYM PONTARLIER</b>						
<b>FRA PONTARLIER</b>	<b>31.899</b>	<b>33.566</b>	<b>27.699</b>	<b>35.199</b>		<b>128.363</b>
BESSON Mathilde	10.800	11.500	9.533	11.666	(6)	43.499
MARECHAL Pauline	9.633	10.800	9.433	11.833	(13)	41.699
BECOULET Laetitia	10.033	11.266	3.333	11.533	(23)	36.165
CUNIN Julie	11.066		8.733	11.700	(29)	31.499
<b>4 VAUDOISE HERICOURT</b>						
<b>FRA HERICOURT</b>	<b>31.298</b>	<b>33.499</b>	<b>27.200</b>	<b>34.932</b>		<b>126.929</b>
CAIGNEC Manon	11.166	11.333	9.700	11.766	(5)	43.965
FAIVRE Chloe	10.166	10.066	10.400	11.800	(9)	42.432
CATS Kloé	9.966	10.766	7.100	11.300	(20)	39.132
ATTIAS Laurane	9.600			11.366	(39)	20.966
COLLAS Alexandra		11.400	6.033		(41)	17.433
<b>5 L'ORNANAISE ORNANS</b>						
<b>FRA ORNANS</b>	<b>30.966</b>	<b>32.066</b>	<b>27.400</b>	<b>34.766</b>		<b>125.198</b>
PEPIOT Audrey	10.333	11.333	9.300	11.600	(8)	42.566
MENETRIER Tiphonie	10.300	9.900	9.400	11.700	(15)	41.300
CORDIER Margaux	10.333	8.233	8.700	11.466	(21)	38.732
DEVILLERS Melissa		10.833	7.966	11.433	(31)	30.232
<b>6 DOLE FEUX FOLLETS GYM.</b>						
<b>FRA DOLE</b>	<b>30.899</b>	<b>31.866</b>	<b>30.899</b>	<b>30.632</b>		<b>124.296</b>
TESSIER Louise	10.700	10.600	10.533	10.266	(12)	42.099
GASCUELLA SALIA	10.533	10.866	9.966	9.833	(16)	41.198
SAINTILLAN ANAELLE	9.666	10.066	10.400		(32)	30.132
BLANC Doriane	9.666		8.500	9.300	(35)	27.466
DANTONEL Marie Héloïse		10.400		10.533	(40)	20.933

souligné = meilleur total

L:\SQL\_PALMARES\_GENEQU\_GAF.RPT du 13/03/2011 - 5.4.004 LOCAL - m

validé le dimanche 13 mars 2011 à 18:53 - 1/2

# Palmarès détaillé des équipes / Full team results

## DOLE

### REGION EQUIPE

12/03/2011 au 13/03/2011

Fédération Française  
de Gymnastique





R0101042.18686.00

JURY A ET B

1042

## DIR FEDERALE M/C/J/S GAF

## FINALES

Club / Association Ville / Town					Pen.	Total Score
<b>7 INDEPENDANTE COMTOISE BESANCON</b>						
FRA <b>BESANCON</b>	<b>31.466</b>	<b>30.399</b>	<b>24.465</b>	<b>34.166</b>		<b>120.496</b>
BOIVIN Marion	10.700	10.733	8.966	11.233	(14)	41.632
ALMEIDA Anabel	10.233	9.600	9.566	11.333	(17)	40.732
BOTTOLIER Manon	10.500	9.733		11.600	(28)	31.833
RODRIGUEZ Lucie	10.266	9.933	5.300		(36)	25.499
PAULIN Lucie			5.933	9.633	(42)	15.566
<b>8 AMICALE GIROMAGNY</b>						
FRA <b>GIROMAGNY</b>	<b>29.432</b>	<b>24.999</b>	<b>28.165</b>	<b>34.499</b>		<b>117.095</b>
GOUIN Oceane	10.266	10.666	9.866	11.400	(10)	42.198
DUCHANOIS Melanie	9.933	10.433	10.133	11.633	(11)	42.132
PIOT Manon	9.066		8.166	11.466	(33)	28.698
VIRIOT Audrey	9.233	3.900	1.366	11.000	(37)	25.499
<b>9 UNION SPORTIVE PONT DE ROIDE - VERMONDAN</b>						
FRA <b>PONT DE ROIDE</b>	<b>30.932</b>	<b>21.432</b>	<b>26.199</b>	<b>30.032</b>		<b>108.595</b>
JUILLARD Camille	10.566	9.566	8.800	10.366	(19)	39.298
GROS Pauline	9.800	8.400	7.133	9.500	(25)	34.833
SALADIN Joanne	10.500	3.466	10.266	9.933	(27)	34.165
BIGEARD Fanny			1.300	9.733	(44)	11.033
BAYER Pauline	9.866				(45)	9.866
<b>10 VAUDOISE HERICOURT</b>						<b>Equipe 2</b>
FRA <b>HERICOURT</b>	<b>28.465</b>	<b>21.300</b>	<b>24.632</b>	<b>30.532</b>		<b>104.929</b>
DUFRENNES Jessica	10.066	9.900	7.766	10.166	(22)	37.898
POLONI Samantha	9.566	9.100	7.800	9.533	(24)	35.999
BOUCRY Sandrine	8.733		9.066	10.833	(34)	28.632
MEDECIN Elise	8.833	2.300			(43)	11.133

souligné = meilleur total

L\SQL\_PALMARES\_GENEQU\_GAF.RPT du 13/03/2011 - 5.4.004 LOCAL - m

validé le dimanche 13 mars 2011 à 18:53 - 2/2

# Palmarès détaillé des équipes / Full team results

DOLE

REGION EQUIPE

12/03/2011 au 13/03/2011

Fédération Française  
de Gymnastique





R0101041.18685.00

JURY A ET B

1041

**DIR FEDERALE MINIMES/CADETTES GAF**

**FINALES**

Club / Association Ville / Town					Pen.	Total Score
<b>1 GAULOISE MONTBELIARD</b>						
FRA <b>MONTBELIARD</b>	<b>34.132</b>	<b>35.233</b>	<b>33.900</b>	<b>35.599</b>		<b>138.864</b>
<u>TERREAUX Pauline</u>	<u>11.733</u>	11.233	<u>11.900</u>	<u>12.066</u>	(1)	<u>46.932</u>
TRACOGNA Marie sarah	11.066	12.033	11.200	11.700	(2)	45.999
LEMONTEY Emma	11.233	11.800	10.533	11.833	(3)	45.399
DEVAL Morgane	11.166	11.400	10.800	11.533	(6)	44.899
<b>2</b>						
FRA <b>VESOUL</b>	<b>33.232</b>	<b>34.033</b>	<b>31.332</b>	<b>35.299</b>		<b>133.896</b>
BILLERY Justine	11.000	11.100	11.233	11.800	(5)	45.133
PHILIPPE Emilie	11.466	11.233	9.200	11.733	(7)	43.632
CHAMBRE Elisa		11.700	10.233	11.533	(14)	33.466
CHASTAN Manon	10.366	9.233	9.866		(16)	29.465
MARCHARD Lucie	10.766			11.766	(17)	22.532
<b>3 LES ETERLOUS GYM</b>						
FRA <b>SAINT CLAUDE</b>	<b>33.099</b>	<b>33.399</b>	<b>28.032</b>	<b>34.766</b>		<b>129.296</b>
PORTERET Noemie	10.866	10.666	9.533	11.800	(8)	42.865
EGRAZ Charlie	11.000	10.933	8.733	11.233	(10)	41.899
GRESSENT-PANNIER Garance	11.233	11.800		11.733	(12)	34.766
TRIBOULET ALICE	10.766		9.766	10.866	(15)	31.398
<b>4 ESPERANCE AUDINCOURT</b>						
FRA <b>AUDINCOURT</b>	<b>33.932</b>	<b>29.032</b>	<b>27.932</b>	<b>34.499</b>		<b>125.395</b>
RUIZ Manon	11.166	<u>12.133</u>	10.333	11.733	(4)	45.365
HAMANE Marina	11.300	10.933	9.233	11.300	(9)	42.766
PETITCOLIN Laura	11.466	5.966	7.666	11.466	(11)	36.564
TOMIC Milica	10.566	5.166	8.366	10.633	(13)	34.731

souligné = meilleur total

\_GENEQU\_GAF.RPT du 13/03/2011 - 5.4.004 LOCAL - mono -

validé le dimanche 13 mars 2011 à 13:33 - 1/1

# Palmarès détaillé des équipes / Full team results

## DOLE

### REGION EQUIPE

12/03/2011 au 13/03/2011

Fédération Française  
de Gymnastique





R0100016.18853.00

JURY A ET B

0016

## DIVISION FEDERALE GAF


## FINALES

Club / Association Ville / Town					Pen.	Total Score
<b>1 INDEPENDANTE COMTOISE BESANCON</b>						<b>Equipe 2</b>
FRA <b>BESANCON</b>	<b>36.766</b>	<b>33.833</b>	<b>31.365</b>	<b>37.032</b>		<b>138.996</b>
<u>BAUD Doriane</u>	<u>12.500</u>	<u>11.733</u>	9.633	<u>12.500</u>	(1)	<u>46.366</u>
PELLATON Coralie	12.233	11.100	10.933	12.000	(2)	46.266
FERTEY Justine	12.033	11.000	10.166	12.366	(3)	45.565
PIERRE Louise		10.266		12.166	(34)	22.432
BAUD Amelie	11.500		10.266		(36)	21.766
<b>2</b>						
FRA <b>VESOUL</b>	<b>34.499</b>	<b>30.799</b>	<b>32.466</b>	<b>34.332</b>		<b>132.096</b>
BILLERY Coline	12.100	10.466	10.900	11.433	(4)	44.899
MICHEL Justine	11.033	9.833	10.566	11.300	(11)	42.732
NOVYK Yuliya	10.966	9.833	10.166	11.533	(13)	42.498
RACLOT Mégane	11.366		11.000	11.366	(28)	33.732
VIENET Ophélie		10.500			(42)	10.500
<b>3 INDEPENDANTE COMTOISE BESANCON</b>						
FRA <b>BESANCON</b>	<b>33.465</b>	<b>29.466</b>	<b>31.866</b>	<b>34.766</b>		<b>129.563</b>
LANCIEN Marion	10.966	10.000	10.433	11.600	(8)	42.999
MICHELOT Mélanie	11.166	9.566	10.600	11.466	(10)	42.798
AVIS Laurine	11.333	9.400		11.700	(29)	32.433
CHAVOT Elise	10.866	9.900	10.000		(31)	30.766
BARBIERY Chloe			10.833	11.433	(35)	22.266
<b>4 EVOLUTION MORTEAU</b>						
FRA <b>MORTEAU</b>	<b>33.599</b>	<b>31.499</b>	<b>28.666</b>	<b>35.366</b>		<b>129.130</b>
CHARRIERE Emeline	11.366	10.666	9.266	11.966	(6)	43.264
ZOTTI Anaïs	11.200	10.333	9.600	11.700	(9)	42.833
MOUGIN Eléonore	10.466	10.500	8.300	11.700	(21)	40.966
FRANCESCONI Sarah	11.033	9.100	9.800		(32)	29.933
RAILLARD Julie				10.433	(43)	10.433
<b>5</b>						<b>Equipe 2</b>
FRA <b>VESOUL</b>	<b>32.966</b>	<b>30.732</b>	<b>31.099</b>	<b>33.499</b>		<b>128.296</b>
GARNIER Pauline	11.300	10.400	10.433	10.933	(7)	43.066
PARISOT Manon	10.933	9.300	10.933	11.366	(12)	42.532
FOURTIER Heloïse	10.733	9.866	9.733	11.200	(19)	41.532
DUPAIN Valérieane	10.700			10.200	(37)	20.900
NEISS Axelle		10.466	8.800		(39)	19.266

souligné = meilleur total

\_GENEQU\_GAF.RPT du 13/03/2011 - 5.4.004 LOCAL - mono -

validé le dimanche 13 mars 2011 à 13:33 - 1/2



# Palmarès détaillé des équipes / Full team results

## DOLE

### REGION EQUIPE

12/03/2011 au 13/03/2011

Fédération Française  
de Gymnastique





R0100016.18853.00

JURY A ET B

0016

## DIVISION FEDERALE GAF


## FINALES

Club / Association Ville / Town					Pen.	Total Score
<b>6 GYM PONTARLIER</b>						
FRA PONTARLIER	<b>32.566</b>	<b>29.866</b>	<b>28.600</b>	<b>33.898</b>		<b>124.930</b>
MAGNIN Valentine	11.366	9.700	<u>11.300</u>	12.066	(5)	44.432
POBELLE Léa	10.600	10.200	8.100	11.466	(23)	40.366
GUYOT Mélanie	10.433	9.266	8.400	10.166	(27)	38.265
CHABENAT Amélie	10.600	9.966			(38)	20.566
MORDELET Manon			8.900	10.366	(40)	19.266
<b>7 ASSOCIATION SPORTIVE BELFORTAINE. BELFOR</b>						
FRA BELFORT	<b>33.566</b>	<b>27.932</b>	<b>29.165</b>	<b>34.132</b>		<b>124.795</b>
MOUREAUX Fanny	11.033	9.533	10.066	11.266	(16)	41.898
TRAVERS Marie	11.133	9.233	9.766	11.700	(17)	41.832
SIMON Sarah	11.400	9.166	9.333	11.166	(20)	41.065
SPRINGARD Charline	10.900	9.166	9.000	10.900	(24)	39.966
<b>8 GAULOISE MONTBELIARD</b>						
FRA MONTBELIARD	<b>33.366</b>	<b>31.265</b>	<b>27.899</b>	<b>31.499</b>		<b>124.029</b>
MOIRET-BRASIER Pauline	11.233	11.366	8.500	11.266	(14)	42.365
GIRARDCLOS Ewa	11.000	9.566	10.933	10.100	(18)	41.599
DIAF Sabba	11.133	10.333	8.400	9.233	(25)	39.099
BECHTOLD Elise	10.566	9.300	8.466	10.133	(26)	38.465
<b>9 DOLE FEUX FOLLETS GYM.</b>						
FRA DOLE	<b>33.966</b>	<b>29.732</b>	<b>23.932</b>	<b>34.866</b>		<b>122.496</b>
GRAS Anaïs	11.600	10.133	8.866	11.566	(15)	42.165
BEAUCOURT Adeline	11.266	10.133	7.600	11.500	(22)	40.499
SAINTILAN Lénaïk	11.100	8.800		11.800	(30)	31.700
PERRET Fanny		9.466	7.466	8.766	(33)	25.698
BLANC Laura	10.900		6.400		(41)	17.300

souligné = meilleur total

\_GENEQU\_GAF.RPT du 13/03/2011 - 5.4.004 LOCAL - mono -

validé le dimanche 13 mars 2011 à 13:33 - 2/2



# Palmarès détaillé des équipes / Full team results

DOLE

REGION EQUIPE

12/03/2011 au 13/03/2011

Fédération Française  
de Gymnastique





R0100001.18844.00

JURY A ET B

0001

**DIVISION NATIONALE GAF**

**FINALES**

Club / Association Ville / Town					Pen.	Total Score
<b>1 DOLE FEUX FOLLETS GYM.</b>						
FRA DOLE	<b>50.232</b>	<b>34.899</b>	<b>39.199</b>	<b>44.065</b>		<b>168.395</b>
<u>JANNIAUX Justine</u>	12.233	<u>10.366</u>	<u>11.366</u>	<u>11.733</u>	(1)	<u>45.698</u>
BUSSONE Shona	<u>13.300</u>	8.433	10.033	11.033	(2)	42.799
VALENTIN Juliette	13.033	8.600	8.633	10.733	(3)	40.999
VILLATE Chloé	11.600	7.500	8.900	10.566	(7)	38.566
DEBRAS Marine	11.666	6.300	8.900	9.866	(10)	36.732
<b>2 GYM PONTARLIER</b>						
FRA PONTARLIER	<b>46.832</b>	<b>32.899</b>	<b>36.898</b>	<b>40.965</b>		<b>157.594</b>
MARGUET Sandrine	11.066	8.433	10.233	10.433	(4)	40.165
GAIFFE Madeleine	11.900	8.433	8.666	10.433	(5)	39.432
GROSPERRIN Marion	11.800	8.200	9.333	9.300	(6)	38.633
MAGNET Clara	11.566	7.833	8.666	9.766	(8)	37.831
MANIE Tiffany	11.566	7.066	8.000	10.333	(9)	36.965

souligné = meilleur total

\_GENEQU\_GAF.RPT du 13/03/2011 - 5.4.004 LOCAL - mono -

validé le dimanche 13 mars 2011 à 13:33 - 1/1