

Vesoul

Championnat Régional Equipes GA

14/03/2015 au 15/03/2015




JURY D et E

0016

R0100016.28714.00

DIVISION FEDERALE GAF

FINALES

Club / Association Ville / Town					Pen.	Total Score
1 INDEPENDANTE COMTOISE BESANCON						Equipe 2
FRA BESANÇON	55.566	55.266	59.132	58.099		228.063
<u>TRAJKOVSKI Elisa</u>	<u>18.600</u>	<u>19.366</u>	<u>21.033</u>	<u>19.966</u>	(1)	<u>78.965</u>
MARTIN Juliette	18.766	18.900	19.966	19.333	(2)	76.965
RENAUD Ella	18.200	17.000	18.133	18.800	(3)	72.133
FORET Flora	16.166	14.633	15.766	16.400	(13)	62.965
2 GYM PONTARLIER						
FRA PONTARLIER	50.099	50.966	51.032	49.365		201.462
MANIE Tiffany	18.100	18.100	17.633	17.533	(4)	71.366
ROBERT Marine	16.033	14.900	15.266	15.266	(18)	61.465
OLIVIER Lola	15.466	15.466		16.566	(41)	47.498
JEANPETIT Chloe	15.966		15.166	13.633	(49)	44.765
BARTH Louise		17.400	18.133		(54)	35.533
3 ACROGYM LYBERTY						
FRA DAMPARIS	48.399	48.865	51.732	50.466		199.462
PAGE Laurelyne	16.000	16.766	17.266	15.300	(6)	65.332
PAGE Eloane		16.133	18.533	17.866	(37)	52.532
PERRIN Romy	16.066	15.966		17.300	(38)	49.332
UKR KOVALISKYY Zoriana	16.333	15.733	15.933		(40)	47.999
4 INDEPENDANTE COMTOISE BESANCON						
FRA BESANÇON	52.599	46.799	46.899	50.433		196.730
MICHELOT Melanie	16.733	16.533	16.233	16.900	(5)	66.399
PIERRE Louise	16.100	15.200	16.266	17.433	(9)	64.999
BAUD Anais	18.500	15.066	14.400	16.100	(11)	64.066
CHAVOT Elise	17.366	15.000	13.666	14.133	(24)	60.165
5 EVOLUTION MORTEAU						
FRA MORTEAU	47.566	45.566	49.599	49.732		192.463
DEVILLERS Laura	16.100	15.333	17.033	16.733	(7)	65.199
MAMET Louise	15.366		16.400	16.666	(39)	48.432
CUENOT Noélie	15.866	14.866		16.333	(44)	47.065
FRANCESCONI Marie-rose	15.600	15.100	16.166		(46)	46.866
GROSSO Anna		15.133	15.300	15.600	(47)	46.033
6 AVANT GARDE de la MOTTE GYM						
FRA VESOUL	50.665	45.366	47.066	47.999		191.096
NOVYK Yuliya	18.866	15.500	14.833	15.966	(8)	65.165
AYALA Inès	15.600		15.533	16.000	(42)	47.133
CLAUDEL Adeline	16.133	14.233	16.700		(43)	47.066
DUPAIN Crystal	15.666	15.266		16.033	(45)	46.965
CHAMBRE Elisa		14.600	12.533	14.000	(52)	41.133

souligné = meilleur total

_GENEQU_GAF.RPT du 14/03/2015 - 5.6.001 LOCAL - mono -

validé le samedi 14 mars 2015 à 22:08 - 1/3

Vesoul

Championnat Régional Equipes GA

14/03/2015 au 15/03/2015





JURY D et E

0016

R0100016.28714.00

DIVISION FEDERALE GAF

FINALES

Club / Association Ville / Town					Pen.	Total Score
7 EVOLUTION MORTEAU						Equipe 2
FRA MORTEAU	47.866	46.733	44.266	48.332		187.197
BOSSARD Suzanne	15.733	14.433	16.366	16.133	(15)	62.665
PIERRE Clara	15.933	16.200	14.600	15.366	(17)	62.099
ZOTTI Amandine	15.100	16.100	13.300	16.833	(19)	61.333
DEFRASNE Léa	16.200	14.300	12.500	15.066	(29)	58.066
8 INDEPENDANTE COMTOISE BESANCON						Equipe 4
FRA BESANCON	48.232	45.366	46.299	47.265		187.162
DEJOUY Ema	16.333	15.266	14.966	16.433	(12)	62.998
SANTIN Salomé	16.233	14.733	16.500	15.466	(14)	62.932
PETETIN Charline	15.666	15.100	14.833	15.000	(21)	60.599
CHAVOT Olympe	15.166	15.000	13.666	15.366	(25)	59.198
9 GAULOISE MONTBELIARD						
FRA MONTBELIARD	49.966	46.232	42.233	48.599		187.030
MOIRET-BRASIER Pauline	17.600	17.533	14.200	15.266	(10)	64.599
LEMONTEY Emma	16.366	14.166	14.200	16.433	(20)	61.165
RUIZ Manon	16.000	14.533	13.833	15.966	(22)	60.332
ROZÉ Agnès	15.866	13.866	12.866	16.200	(27)	58.798
10 AVENIR GYMNIQUE LURE						
FRA LURE	46.532	42.733	40.733	47.932		177.930
GRISEZ Eva	15.766	15.300	14.700	16.366	(16)	62.132
GRISEZ Manon	15.600	15.933	12.566	16.133	(23)	60.232
MANGHERA Valentine	15.166	11.500	12.633	15.433	(36)	54.732
FAGOT Orane	15.100		13.400	14.933	(50)	43.433
11 AVANT GARDE de la MOTTE GYM						Equipe 2
FRA VESOUL	46.899	42.298	40.865	44.799		174.861
SANTAGATA Léna	15.866	14.766	13.866	14.433	(26)	58.931
SALVI Carla	15.133	13.766	13.733	14.933	(30)	57.565
GALLET Charlotte	15.433	13.766	13.266	14.400	(31)	56.865
JOURDY Océane	15.600	13.200	12.033	15.433	(32)	56.266
12 DOLE FEUX FOLLETS GYM.						
FRA DOLE	48.033	42.366	39.399	43.232		173.030
SEDDIKI Chahineze	16.100	12.766	13.166	13.966	(33)	55.998
HENRY Manon	15.266	14.900	10.666	14.233	(35)	55.065
LAVERNAUX Sarah-lou	16.333	13.800		15.033	(48)	45.166
ISARTE Léa		13.666	13.100	13.500	(53)	40.266
LOUIS Dorine	15.600		13.133		(55)	28.733

souligné = meilleur total

_GENEQU_GAF.RPT du 14/03/2015 - 5.6.001 LOCAL - mono -

validé le samedi 14 mars 2015 à 22:08 - 2/3

Vesoul

Championnat Régional Equipes GA

14/03/2015 au 15/03/2015





JURY D et E

0016

R0100016.28714.00

DIVISION FEDERALE GAF

FINALES

Club / Association Ville / Town					Pen.	Total Score
13 VAUDOISE HERICOURT						
FRA HÉRICOURT	31.666	43.566	41.165	44.699		161.096
COLLAS Anne Lise	15.533	14.800	14.066	14.066	(28)	58.465
LOUIS Florine	16.133	14.833	9.566	15.300	(34)	55.832
SIMPER Caroline		13.933	12.933	14.633	(51)	41.499
PASTEUR Maeva		12.533	14.166		(56)	26.699
PAYAN Melina				14.766	(57)	14.766

souligné = meilleur total

_GENEQU_GAF.RPT du 14/03/2015 - 5.6.001 LOCAL - mono -

validé le samedi 14 mars 2015 à 22:08 - 3/3