


ACROBATE REGION GAF

VESOUL

acrobate region gaf

14/05/2011 au 15/05/2011





CLASSEMENT INDIVIDUEL ALL AROUND



Fédération Française
de Gymnastique

JURY A ET B


R0102101.19249.00

| Rang Rank | Nom / Club Town / Ville Name / Association | Jury |  |  |  |  | TOTAL SCORE | écart gap |
|--------------|----------------------------------------------------------------------------------------|------------------------------------------|-----------------------------------------------------------------------------------|-------------------------------------------------------------------------------------|-------------------------------------------------------------------------------------|-------------------------------------------------------------------------------------|----------------|--------------|
| 1. | 2004 PAGE Eloane FRA DOLE DOLE FEUX FOLLETS GYM. | Score : Jury D: Jury E: | 13.200 <u>4.500</u> 8.700 | 11.900 <u>4.000</u> 7.900 | 11.533 <u>4.000</u> 7.533 | 13.000 <u>4.500</u> <u>8.500</u> | 49.633 | |
| 2. | 2004 MADOZ Eve FRA PONT DE ROIDE UNION SPORTIVE PONT DE ROIDE - VERMONDAN | Score : Jury D: Jury E: | 12.433 <u>4.500</u> 7.933 | 11.266 3.000 8.266 | 10.800 2.500 8.300 | 10.400 2.500 7.900 | 44.899 | + 4,730 |
| 3. | 2004 MAITRE Clara FRA BESANCON INDEPENDANTE COMTOISE BESANCON | Score : Jury D: Jury E: Pena. : | 12.166 <u>4.500</u> 7.666 - | 9.766 3.500 7.266 -1,00 | 11.433 3.500 7.933 | 10.400 3.000 7.400 | 43.765 | + 5,870 |
| 4. | 2004 ROBERT Romane FRA PONTARLIER GYM PONTARLIER | Score : Jury D: Jury E: | 11.966 3.500 8.466 | 10.933 2.500 8.433 | 10.633 2.000 <u>8.633</u> | 10.166 2.000 8.166 | 43.698 | + 5,940 |
| 5. | 2004 LOUIS-MIRTILE Lauryne FRA BELFORT ASSOCIATION SPORTIVE BELFORTAINE | Score : Jury D: Jury E: | 12.166 3.500 8.666 | 10.800 3.000 7.800 | 9.833 2.500 7.333 | 10.533 3.000 7.533 | 43.332 | + 6,300 |
| 6. | 2004 BRULE Lauriane FRA BESANCON INDEPENDANTE COMTOISE BESANCON | Score : Jury D: Jury E: | 11.466 3.500 7.966 | 11.500 3.500 8.000 | 9.966 2.500 7.466 | 9.600 2.000 7.600 | 42.532 | + 7,100 |
| 7. | 2004 GRAS Lisa FRA DOLE DOLE FEUX FOLLETS GYM. | Score : Jury D: Jury E: | 11.900 3.500 8.400 | 10.266 2.500 7.766 | 9.166 2.000 7.166 | 10.266 2.500 7.766 | 41.598 | + 8,040 |
| 8. | 2004 DURIEZ Raphaëlle FRA BELFORT ASSOCIATION SPORTIVE BELFORTAINE | Score : Jury D: Jury E: | 12.233 3.500 <u>8.733</u> | 8.766 2.000 6.766 | 9.033 2.500 6.533 | 10.500 3.000 7.500 | 40.532 | + 9,100 |
| 9. | 2004 FERNANDEZ Marion FRA PONTARLIER GYM PONTARLIER | Score : Jury D: Jury E: | 11.566 3.500 8.066 | 9.033 0.500 <u>8.533</u> | 9.700 2.000 7.700 | 10.100 2.000 8.100 | 40.399 | + 9,230 |
| 10. | 2004 PELLETEY Eva FRA LURE AVENIR GYMNIQUE LURE | Score : Jury D: Jury E: | 9.966 2.500 7.466 | 9.733 2.000 7.733 | 10.033 2.000 8.033 | 9.866 2.500 7.366 | 39.598 | + 10,040 |
| 11. | 2004 SIBERCHICOT Juliette FRA SAINT CLAUDE LES ETERLOUS GYM | Score : Jury D: Jury E: | 10.166 2.500 7.666 | 7.800 2.000 5.800 | 9.333 2.000 7.333 | 10.000 3.000 7.000 | 37.299 | + 12,330 |
| 12. | 2004 ARBEY Théoiline FRA SAINT CLAUDE LES ETERLOUS GYM | Score : Jury D: Jury E: | 10.466 2.500 7.966 | 8.900 2.000 6.900 | 6.366 1.000 5.366 | 10.700 3.000 7.700 | 36.432 | + 13,200 |

souligné = meilleures valeurs / underlined = highest values

SQL_PALINDDEGAF du 14/05/2011 - 5.4.004 LOCAL - mono -

validé le samedi 14 mai 2011 à 18:47 - 1/1



ACROBATE REGION GAF

VESOUL

acrobate region gaf





14/05/2011 au 15/05/2011

CLASSEMENT INDIVIDUEL ALL AROUND

Fédération Française
de Gymnastique

JURY A ET B

R0102101.19249.00

| Rang Rank | Nom / Club Town / Ville Name / Association | Jury |  |  |  |  | TOTAL SCORE | écart gap |
|--------------|-------------------------------------------------------------------------------------|-------------------------------|-----------------------------------------------------------------------------------|-------------------------------------------------------------------------------------|-------------------------------------------------------------------------------------|-------------------------------------------------------------------------------------|----------------|--------------|
| 1. | 2003 BARTH Tiphaine FRA PONTARLIER GYM PONTARLIER | Score : Jury D: Jury E: | 15.000 6.000 9.000 | 12.333 3.500 <u>8.833</u> | 13.900 <u>5.000</u> 8.900 | 13.366 <u>4.500</u> <u>8.866</u> | 54.599 | |
| 2. | 2003 LAVERNAUX Lou-anne FRA DOLE DOLE FEUX FOLLETS GYM. | Score : Jury D: Jury E: | 16.333 <u>7.500</u> 8.833 | 11.766 3.500 8.266 | 12.400 4.000 8.400 | 12.833 <u>4.500</u> 8.333 | 53.332 | + 1,270 |
| 3. | 2003 ANFIG Inès FRA SAINT CLAUDE LES ETERLOUS GYM | Score : Jury D: Jury E: | 16.266 <u>7.500</u> 8.766 | 11.933 <u>4.000</u> 7.933 | 12.000 3.500 8.500 | 12.900 <u>4.500</u> 8.400 | 53.099 | + 1,500 |
| 4. | 2003 NAPPORN Johanne FRA DOLE DOLE FEUX FOLLETS GYM. | Score : Jury D: Jury E: | 15.866 <u>7.500</u> 8.366 | 11.133 3.500 7.633 | 11.033 2.500 8.533 | 12.866 <u>4.500</u> 8.366 | 50.898 | + 3,700 |
| 5. | 2003 BEUCLER Méline FRA DOLE DOLE FEUX FOLLETS GYM. | Score : Jury D: Jury E: | 14.533 6.000 8.533 | 12.700 <u>4.000</u> 8.700 | 11.633 4.000 7.633 | 11.933 <u>4.500</u> 7.433 | 50.799 | + 3,800 |
| 6. | 2003 CANAUX Aurore FRA BESANCON INDEPENDANTE COMTOISE BESANCON | Score : Jury D: Jury E: | 14.300 6.000 8.300 | 11.933 3.500 8.433 | 11.833 3.500 8.333 | 12.466 4.000 8.466 | 50.532 | + 4,070 |
| 7. | 2003 PENEL Emie FRA DOLE DOLE FEUX FOLLETS GYM. | Score : Jury D: Jury E: | 15.166 <u>7.500</u> 7.666 | 11.266 3.500 7.766 | 12.033 4.000 8.033 | 11.800 <u>4.500</u> 7.300 | 50.265 | + 4,330 |
| 8. | 2003 LEDENTU Crystal FRA ORNANS L'ORNANAISE ORNANS | Score : Jury D: Jury E: | 15.766 <u>7.500</u> 8.266 | 11.366 3.500 7.866 | 10.066 3.500 6.566 | 13.000 <u>4.500</u> 8.500 | 50.198 | + 4,400 |
| 9. | 2003 PETHEY-SKRABAL Marie FRA BELFORT ASSOCIATION SPORTIVE BELFORTAINE | Score : Jury D: Jury E: | 14.300 6.000 8.300 | 10.733 3.500 7.233 | 11.966 4.000 7.966 | 12.633 4.000 8.633 | 49.632 | + 4,970 |
| 10. | 2003 VUILLEMIN Ines FRA SAINT CLAUDE LES ETERLOUS GYM | Score : Jury D: Jury E: | 14.566 6.000 8.566 | 11.500 3.500 8.000 | 10.400 2.500 7.900 | 11.533 4.000 7.533 | 47.999 | + 6,600 |
| 11. | 2003 CLAYEUX Louise FRA BEAUCOURT CLUB SPORTIF BEAUCOURTOIS | Score : Jury D: Jury E: | 12.466 4.500 7.966 | 10.966 3.500 7.466 | 12.233 4.000 8.233 | 12.266 4.000 8.266 | 47.931 | + 6,670 |
| 12. | 2003 SANTOS Flavie FRA ORNANS L'ORNANAISE ORNANS | Score : Jury D: Jury E: | 14.300 6.000 8.300 | 11.500 3.000 8.500 | 10.600 2.500 8.100 | 11.033 3.000 8.033 | 47.433 | + 7,170 |

souligné = meilleures valeurs / underlined = highest values

SQL_PALINDEGAF du 14/05/2011 - 5.4.004 LOCAL - mono -


validé le samedi 14 mai 2011 à 18:46 - 1/4

ACROBATE REGION GAF

VESOUL




acrobate region gaf

14/05/2011 au 15/05/2011

CLASSEMENT INDIVIDUEL
ALL AROUNDFédération Française
de Gymnastique

JURY A ET B


R0102101.19249.00

| Rang Rank | Nom / Club Town / Ville Name / Association | Jury |  |  |  |  | TOTAL SCORE | écart gap |
|--------------|------------------------------------------------------------------------------------|-------------------------------|-----------------------------------------------------------------------------------|-------------------------------------------------------------------------------------|-------------------------------------------------------------------------------------|-------------------------------------------------------------------------------------|----------------|--------------|
| 13. | 2003 COURDIER Candice FRA DOLE DOLE FEUX FOLLETS GYM. | Score : Jury D: Jury E: | 13.000 4.500 8.500 | 11.433 3.500 7.933 | 10.233 2.500 7.733 | 12.733 <u>4.500</u> 8.233 | 47.399 | + 7,200 |
| 14. | 2003 MILLEREAU Lucie FRA PONTARLIER GYM PONTARLIER | Score : Jury D: Jury E: | 13.533 4.500 <u>9.033</u> | 11.433 3.500 7.933 | 11.033 2.000 9.033 | 11.066 2.500 8.566 | 47.065 | + 7,530 |
| 15. | 2003 BOUVARD Louna FRA DOLE DOLE FEUX FOLLETS GYM. | Score : Jury D: Jury E: | 12.666 4.500 8.166 | 12.166 <u>4.000</u> 8.166 | 10.700 4.000 6.700 | 11.433 3.500 7.933 | 46.965 | + 7,630 |
| 16. | 2003 BREULLES CLÉO FRA SAINT CLAUDE LES ETERLOUS GYM | Score : Jury D: Jury E: | 13.800 6.000 7.800 | 11.366 3.500 7.866 | 10.366 2.500 7.866 | 11.400 <u>4.500</u> 6.900 | 46.932 | + 7,670 |
| 17. | 2003 RALEV Selena FRA GIROMAGNY AMICALE GIROMAGNY | Score : Jury D: Jury E: | 13.333 4.500 8.833 | 11.300 3.500 7.800 | 11.266 4.000 7.266 | 10.733 4.000 6.733 | 46.632 | + 7,970 |
| 18. | 2003 RAPHALEN Camille FRA LONS LE SAUNIER JURASSIENNE LONS LE SAUNIER | Score : Jury D: Jury E: | 14.200 6.000 8.200 | 10.700 3.500 7.200 | 10.633 3.500 7.133 | 11.033 3.000 8.033 | 46.566 | + 8,030 |
| 19. | 2003 CASALTA Maléna FRA BESANCON INDEPENDANTE COMTOISE BESANCON | Score : Jury D: Jury E: | 12.933 4.500 8.433 | 10.600 3.500 7.100 | 11.466 4.000 7.466 | 11.033 3.000 8.033 | 46.032 | + 8,570 |
| 20. | 2003 GRIMANI Lisa FRA PONTARLIER GYM PONTARLIER | Score : Jury D: Jury E: | 12.466 4.500 7.966 | 11.466 3.500 7.966 | 11.066 2.000 <u>9.066</u> | 10.800 2.500 8.300 | 45.798 | + 8,800 |
| 21. | 2003 VUILLERMOZ Manon FRA SAINT CLAUDE LES ETERLOUS GYM | Score : Jury D: Jury E: | 12.133 3.500 8.633 | 11.366 3.000 8.366 | 10.300 2.500 7.800 | 11.233 3.000 8.233 | 45.032 | + 9,570 |
| 22. | 2003 HEMERY Mylene FRA HERICOURT VAUDOISE HERICOURT | Score : Jury D: Jury E: | 13.466 4.500 8.966 | 10.966 3.500 7.466 | 9.533 2.500 7.033 | 11.000 3.000 8.000 | 44.965 | + 9,630 |
| 23. | 2003 ESCAMILLA Anaëlle FRA MONTBELIARD GAULOISE MONTBELIARD | Score : Jury D: Jury E: | 13.100 4.500 8.600 | 10.333 3.500 6.833 | 10.366 2.000 8.366 | 11.000 3.000 8.000 | 44.799 | + 9,800 |
| 24. | 2003 FERFLAMM Lea FRA LURE AVENIR GYMNIQUE LURE | Score : Jury D: Jury E: | 11.766 3.500 8.266 | 11.100 3.000 8.100 | 10.600 2.000 8.600 | 10.533 3.000 7.533 | 43.999 | + 10,600 |

souligné = meilleures valeurs / underlined = highest values

SQL_PALINDEGAF du 14/05/2011 - 5.4.004 LOCAL - mono -

validé le samedi 14 mai 2011 à 18:46 - 2/4



ACROBATE REGION GAF

VESOUL

acrobate region gaf





14/05/2011 au 15/05/2011

CLASSEMENT INDIVIDUEL ALL AROUND

Fédération Française
de Gymnastique

JURY A ET B


R0102101.19249.00

| Rang Rank | Nom / Club Town / Ville Name / Association | Jury |  |  |  |  | TOTAL SCORE | écart gap |
|--------------|-------------------------------------------------------------------------------------------|-------------------------------|-----------------------------------------------------------------------------------|-------------------------------------------------------------------------------------|-------------------------------------------------------------------------------------|-------------------------------------------------------------------------------------|----------------|--------------|
| 25. | 2003 VARLET MAELLY FRA ECHENOZ LA MELINE LA LEGERE MELINOISE | Score : Jury D: Jury E: | 12.266 3.500 8.766 | 10.400 3.000 7.400 | 10.366 2.000 8.366 | 10.700 3.000 7.700 | 43.732 | + 10,870 |
| 26. | 2003 DUSART Adèle FRA PONT DE ROIDE UNION SPORTIVE PONT DE ROIDE - VERMONDAN | Score : Jury D: Jury E: | 12.400 4.500 7.900 | 10.866 2.500 8.366 | 9.366 2.500 6.866 | 11.000 2.500 8.500 | 43.632 | + 10,970 |
| 27. | 2003 DA SILVA MAIA Claire FRA AUDINCOURT ESPERANCE AUDINCOURT | Score : Jury D: Jury E: | 11.866 3.500 8.366 | 9.766 2.500 7.266 | 10.500 2.000 8.500 | 10.933 3.000 7.933 | 43.065 | + 11,530 |
| 28. | 2003 GRUSZKA Naïs FRA BELFORT ASSOCIATION SPORTIVE BELFORTAINE | Score : Jury D: Jury E: | 12.233 4.500 7.733 | 10.400 2.500 7.900 | 10.266 2.500 7.766 | 10.033 2.000 8.033 | 42.932 | + 11,670 |
| 29. | 2003 CREUZENET Juliette FRA BESANCON INDEPENDANTE COMTOISE BESANCON | Score : Jury D: Jury E: | 13.100 4.500 8.600 | 10.666 3.500 7.166 | 8.666 2.000 6.666 | 10.466 3.000 7.466 | 42.898 | + 11,700 |
| 30. | 2003 LALLEMAND Camille FRA HERICOURT VAUDOISE HERICOURT | Score : Jury D: Jury E: | 12.600 4.500 8.100 | 10.100 2.500 7.600 | 10.033 2.000 8.033 | 9.966 2.000 7.966 | 42.699 | + 11,900 |
| 31. | 2003 CHAIZE SARAH FRA SAINT CLAUDE LES ETERLOUS GYM | Score : Jury D: Jury E: | 12.766 4.500 8.266 | 9.233 2.000 7.233 | 10.066 2.500 7.566 | 10.600 3.000 7.600 | 42.665 | + 11,930 |
| 32. | 2003 LASSERRE Romane FRA ECHENOZ LA MELINE LA LEGERE MELINOISE | Score : Jury D: Jury E: | 12.466 3.500 8.966 | 9.666 3.500 6.166 | 9.166 2.500 6.666 | 10.966 3.000 7.966 | 42.264 | + 12,340 |
| 33. | 2003 DUCHANOIS Tina FRA AUDINCOURT ESPERANCE AUDINCOURT | Score : Jury D: Jury E: | 11.000 2.500 8.500 | 9.800 2.000 7.800 | 10.433 2.000 8.433 | 10.866 2.500 8.366 | 42.099 | + 12,500 |
| 34. | 2003 MALFROY ELSA FRA SAINT CLAUDE LES ETERLOUS GYM | Score : Jury D: Jury E: | 12.000 4.500 7.500 | 9.633 2.500 7.133 | 9.533 2.000 7.533 | 10.633 3.000 7.633 | 41.799 | + 12,800 |
| 35. | 2003 GIRARDOT Mary FRA AUDINCOURT ESPERANCE AUDINCOURT | Score : Jury D: Jury E: | 11.600 3.500 8.100 | 10.233 2.500 7.733 | 9.966 2.000 7.966 | 9.366 2.500 6.866 | 41.165 | + 13,430 |
| 36. | 2003 JERONIMO Perrine FRA VESOUL AVANT GARDE ET MUNICIPAUX GYM | Score : Jury D: Jury E: | 12.166 3.500 8.666 | 8.600 2.000 6.600 | 9.266 2.000 7.266 | 10.866 3.000 7.866 | 40.898 | + 13,700 |

souligné = meilleures valeurs / underlined = highest values

SQL_PALINDDEGAF du 14/05/2011 - 5.4.004 LOCAL - mono -

validé le samedi 14 mai 2011 à 18:46 - 3/4



ACROBATE REGION GAF

VESOUL

acrobate region gaf





14/05/2011 au 15/05/2011

CLASSEMENT INDIVIDUEL ALL AROUND

Fédération Française
de Gymnastique

JURY A ET B

R0102101.19249.00

| Rang Rank | Nom / Club Town / Ville Name / Association | Jury |  |  |  |  | TOTAL SCORE | écart gap |
|--------------|-------------------------------------------------------------------------------|------------------------------------------|-----------------------------------------------------------------------------------|-------------------------------------------------------------------------------------|-------------------------------------------------------------------------------------|-------------------------------------------------------------------------------------|----------------|--------------|
| 37. | 2003 ULMER Angela FRA HERICOURT VAUDOISE HERICOURT | Score : Jury D: Jury E: | 12.033 3.500 8.533 | 10.000 2.000 8.000 | 8.766 2.000 6.766 | 9.466 2.500 6.966 | 40.265 | + 14,330 |
| 38. | 2003 COMBETTE Clélya FRA BESANCON INDEPENDANTE COMTOISE BESANCON | Score : Jury D: Jury E: Pena. : | 11.466 3.500 7.966 - | 8.566 2.500 7.066 -1,00 | 9.600 2.500 7.100 | 10.166 2.500 7.666 | 39.798 | + 14,800 |
| 39. | 2003 GAMET Chloé FRA LURE AVENIR GYMNIQUE LURE | Score : Jury D: Jury E: | 10.600 3.500 7.100 | 8.866 2.000 6.866 | 10.133 2.000 8.133 | 9.100 1.500 7.600 | 38.699 | + 15,900 |
| 40. | 2003 NICOLET Fiona FRA MONTBELIARD GAULOISE MONTBELIARD | Score : Jury D: Jury E: | 0.000 0.000 0.000 | 10.366 3.500 6.866 | 8.600 2.000 6.600 | 10.733 2.500 8.233 | 29.699 | + 24,900 |

souligné = meilleures valeurs / underlined = highest values

SQL_PALINDEGAF du 14/05/2011 - 5.4.004 LOCAL - mono -


validé le samedi 14 mai 2011 à 18:46 - 4/4

ACROBATE REGION GAF

VESOUL





acrobate region gaf

14/05/2011 au 15/05/2011

CLASSEMENT INDIVIDUEL
ALL AROUNDFédération Française
de Gymnastique

JURY A ET B

R0102101.19249.00

| Rang Rank | Nom / Club Town / Ville Name / Association | Jury |  |  |  |  | TOTAL SCORE | écart gap |
|--------------|-----------------------------------------------------------------------------|-----------------------|-----------------------------------------------------------------------------------|-------------------------------------------------------------------------------------|-------------------------------------------------------------------------------------|-------------------------------------------------------------------------------------|----------------|--------------|
| 1. | 2002 PROST Loane FRA DOLE DOLE FEUX FOLLETS GYM. | Score : 16.566 | 12.300 | 11.266 | 15.200 | 55.332 | | |
| | | Jury D: <u>7.500</u> | 4.000 | <u>5.000</u> | <u>7.500</u> | | | |
| | | Jury E: 9.066 | 8.300 | 6.266 | 7.700 | | | |
| 2. | 2002 JONQUET Thida FRA DOLE DOLE FEUX FOLLETS GYM. | Score : 16.333 | 12.566 | 11.600 | 14.033 | 54.532 | + 0,800 | |
| | | Jury D: <u>7.500</u> | <u>4.500</u> | 4.500 | 7.000 | | | |
| | | Jury E: 8.833 | 8.066 | 7.100 | 7.033 | | | |
| 3. | 2002 GRESSENT-PANNIER Gladys FRA SAINT CLAUDE LES ETERLOUS GYM | Score : 16.766 | 11.500 | 11.266 | 13.666 | 53.198 | + 2,130 | |
| | | Jury D: <u>7.500</u> | 4.000 | 4.000 | 6.000 | | | |
| | | Jury E: 9.266 | 7.500 | 7.266 | 7.666 | | | |
| 4. | 2002 PEPIOT Marion FRA MORTEAU EVOLUTION MORTEAU | Score : 15.433 | 12.766 | 11.700 | 13.033 | 52.932 | + 2,400 | |
| | | Jury D: 6.000 | <u>4.500</u> | 3.500 | 4.500 | | | |
| | | Jury E: <u>9.433</u> | 8.266 | 8.200 | 8.533 | | | |
| 5. | 2002 LESECQ Agathe FRA DOLE DOLE FEUX FOLLETS GYM. | Score : 15.500 | 12.033 | 11.900 | 12.733 | 52.166 | + 3,170 | |
| | | Jury D: <u>7.500</u> | 4.000 | 4.000 | 4.500 | | | |
| | | Jury E: 8.000 | 8.033 | 7.900 | 8.233 | | | |
| 6. | 2002 LOUIS Dorine FRA DOLE DOLE FEUX FOLLETS GYM. | Score : 15.900 | 11.366 | 12.066 | 12.733 | 52.065 | + 3,270 | |
| | | Jury D: <u>7.500</u> | 3.500 | 4.000 | 4.500 | | | |
| | | Jury E: 8.400 | 7.866 | 8.066 | 8.233 | | | |
| 7. | 2002 LAMBERT Lya FRA MORTEAU EVOLUTION MORTEAU | Score : 14.833 | 11.900 | 11.100 | 13.100 | 50.933 | + 4,400 | |
| | | Jury D: 6.000 | 4.000 | 3.500 | 4.500 | | | |
| | | Jury E: 8.833 | 7.900 | 7.600 | 8.600 | | | |
| 8. | 2002 JOURDY Océane FRA VESOUL AVANT GARDE ET MUNICIPALUX GYM | Score : 14.233 | 12.000 | 11.433 | 13.100 | 50.766 | + 4,570 | |
| | | Jury D: 6.000 | 3.500 | 4.000 | 4.500 | | | |
| | | Jury E: 8.233 | 8.500 | 7.433 | 8.600 | | | |
| 9. | 2002 AYALA Inès FRA VESOUL AVANT GARDE ET MUNICIPALUX GYM | Score : 13.600 | 11.566 | 12.466 | 12.733 | 50.365 | + 4,970 | |
| | | Jury D: 4.500 | 3.500 | 4.000 | 4.500 | | | |
| | | Jury E: 9.100 | 8.066 | 8.466 | 8.233 | | | |
| 10. | 2002 EGRAZ Marie-lou FRA SAINT CLAUDE LES ETERLOUS GYM | Score : 15.400 | 11.133 | 11.533 | 12.233 | 50.299 | + 5,030 | |
| | | Jury D: <u>7.500</u> | 3.500 | 4.000 | 4.500 | | | |
| | | Jury E: 7.900 | 7.633 | 7.533 | 7.733 | | | |
| 11. | 2002 SIMONIN Vaiana FRA HERICOURT VAUDOISE HERICOURT | Score : 14.466 | 11.466 | 11.366 | 12.666 | 49.964 | + 5,370 | |
| | | Jury D: 6.000 | 3.500 | 4.000 | 5.000 | | | |
| | | Jury E: 8.466 | 7.966 | 7.366 | 7.666 | | | |
| 12. | 2002 EL MACHROUHI Salma FRA AUDINCOURT ESPERANCE AUDINCOURT | Score : 14.700 | 11.233 | 11.666 | 12.333 | 49.932 | + 5,400 | |
| | | Jury D: 6.000 | 3.500 | 4.000 | 4.000 | | | |
| | | Jury E: 8.700 | 7.733 | 7.666 | 8.333 | | | |

souligné = meilleures valeurs / underlined = highest values

SQL_PALINDDEGAF du 14/05/2011 - 5.4.004 LOCAL - mono -


validé le samedi 14 mai 2011 à 18:46 - 1/4

ACROBATE REGION GAF

VESOUL





acrobate region gaf

14/05/2011 au 15/05/2011

CLASSEMENT INDIVIDUEL
ALL AROUNDFédération Française
de Gymnastique

JURY A ET B

R0102101.19249.00

| Rang Rank | Nom / Club Town / Ville Name / Association | Jury |  |  |  |  | TOTAL SCORE | écart gap |
|--------------|-------------------------------------------------------------------------------|-------------------------------|-----------------------------------------------------------------------------------|-------------------------------------------------------------------------------------|-------------------------------------------------------------------------------------|-------------------------------------------------------------------------------------|----------------|--------------|
| 13. | 2002 MICHONDARD Evencia FRA LONS LE SAUNIER JURASSIENNE LONS LE SAUNIER | Score : Jury D: Jury E: | 14.833 6.000 8.833 | 11.200 3.500 7.700 | 11.200 4.000 7.200 | 12.133 4.500 7.633 | 49.366 | + 5,970 |
| 14. | 2002 CHAMBERT LOIR Julie FRA ORNANS L'ORNANAISE ORNANS | Score : Jury D: Jury E: | 14.166 6.000 8.166 | 11.566 3.500 8.066 | 10.933 4.000 6.933 | 12.433 4.500 7.933 | 49.098 | + 6,230 |
| 15. | 2002 MAILLOT Marie FRA GIROMAGNY AMICALE GIROMAGNY | Score : Jury D: Jury E: | 14.300 6.000 8.300 | 11.200 3.500 7.700 | 10.600 3.500 7.100 | 12.966 4.500 8.466 | 49.066 | + 6,270 |
| 16. | 2002 PRIEM Eva FRA MONTBELIARD GAULOISE MONTBELIARD | Score : Jury D: Jury E: | 13.200 4.500 8.700 | 11.533 3.500 8.033 | 10.433 3.500 6.933 | 11.833 4.000 7.833 | 46.999 | + 8,330 |
| 17. | 2002 BULLIARD Elisa FRA PONTARLIER GYM PONTARLIER | Score : Jury D: Jury E: | 13.400 4.500 8.900 | 11.933 3.000 <u>8.933</u> | 10.866 2.000 <u>8.866</u> | 10.566 2.000 8.566 | 46.765 | + 8,570 |
| 18. | 2002 CHAMBRE Eugénie FRA VESOUL AVANT GARDE ET MUNICIPAUX GYM | Score : Jury D: Jury E: | 12.366 3.500 8.866 | 10.566 2.500 8.066 | 11.800 4.000 7.800 | 11.833 4.000 7.833 | 46.565 | + 8,770 |
| 19. | 2002 DE OLIVEIRA Laetitia FRA ORNANS L'ORNANAISE ORNANS | Score : Jury D: Jury E: | 13.400 4.500 8.900 | 11.100 3.000 8.100 | 11.300 3.500 7.800 | 10.666 3.000 7.666 | 46.466 | + 8,870 |
| 20. | 2002 MATTEINI Léa FRA ORNANS L'ORNANAISE ORNANS | Score : Jury D: Jury E: | 12.933 4.500 8.433 | 10.033 3.500 6.533 | 11.100 4.000 7.100 | 11.966 4.000 7.966 | 46.032 | + 9,300 |
| 21. | 2002 CAEROU Camille FRA VESOUL AVANT GARDE ET MUNICIPAUX GYM | Score : Jury D: Jury E: | 12.933 4.500 8.433 | 9.966 2.500 7.466 | 11.033 4.000 7.033 | 11.800 4.000 7.800 | 45.732 | + 9,600 |
| 22. | 2002 SIMPER Caroline FRA BEAUCOURT CLUB SPORTIF BEAUCOURTOIS | Score : Jury D: Jury E: | 12.300 3.500 8.800 | 10.466 2.500 7.966 | 9.833 3.000 6.833 | 12.733 4.500 8.233 | 45.332 | + 10,000 |
| 23. | 2002 STEINBAUER Manon FRA GIROMAGNY AMICALE GIROMAGNY | Score : Jury D: Jury E: | 12.666 4.500 8.166 | 10.300 2.500 7.800 | 10.766 2.500 8.266 | 11.533 3.000 8.533 | 45.265 | + 10,070 |
| 24. | 2002 GALLAND Isalyne FRA LURE AVENIR GYMNIQUE LURE | Score : Jury D: Jury E: | 12.966 4.500 8.466 | 10.400 2.500 7.900 | 10.500 2.000 8.500 | 11.066 3.000 8.066 | 44.932 | + 10,400 |

souligné = meilleures valeurs / underlined = highest values

SQL_PALINDDEGAF du 14/05/2011 - 5.4.004 LOCAL - mono -


validé le samedi 14 mai 2011 à 18:46 - 2/4

ACROBATE REGION GAF

VESOUL





acrobate region gaf

14/05/2011 au 15/05/2011

CLASSEMENT INDIVIDUEL
ALL AROUNDFédération Française
de Gymnastique

JURY A ET B


R0102101.19249.00

| Rang Rank | Nom / Club Town / Ville Name / Association | Jury |  |  |  |  | TOTAL SCORE | écart gap |
|--------------|--------------------------------------------------------------------------|--------------------------------------------|-----------------------------------------------------------------------------------|-------------------------------------------------------------------------------------|-------------------------------------------------------------------------------------|-------------------------------------------------------------------------------------|----------------|--------------|
| 25. | 2002 FIGUEIREDO Soledad FRA AUDINCOURT ESPERANCE AUDINCOURT | Score : Jury D : Jury E : | 12.566 3.500 9.066 | 10.833 3.500 7.333 | 10.266 2.500 7.766 | 10.833 2.000 <u>8.833</u> | 44.498 | + 10,830 |
| 26. | 2002 CHARLIER Chloé FRA MONTBELIARD GAULOISE MONTBELIARD | Score : Jury D : Jury E : | 13.100 4.500 8.600 | 10.066 3.500 6.566 | 10.833 2.500 8.333 | 10.433 4.000 6.433 | 44.432 | + 10,900 |
| 27. | 2002 KUBLER Jeanne FRA PONTARLIER GYM PONTARLIER | Score : Jury D : Jury E : | 12.433 3.500 8.933 | 11.833 3.000 8.833 | 10.366 2.000 8.366 | 9.733 1.500 8.233 | 44.365 | + 10,970 |
| 28. | 2002 BARON Fiona FRA MORTEAU EVOLUTION MORTEAU | Score : Jury D : Jury E : | 14.300 6.000 8.300 | 9.500 2.000 7.500 | 10.700 3.500 7.200 | 9.833 3.500 6.333 | 44.333 | + 11,000 |
| 29. | 2002 BUFFIERE Diane FRA BESANCON INDEPENDANTE COMTOISE BESANCON | Score : Jury D : Jury E : Pena. : | 12.733 4.500 8.233 - | 8.600 2.500 7.100 -1,00 | 11.700 4.000 7.700 | 10.666 2.500 8.166 | 43.699 | + 11,630 |
| 30. | 2002 MOUGIN Alix FRA PONTARLIER GYM PONTARLIER | Score : Jury D : Jury E : | 11.900 3.500 8.400 | 11.500 3.000 8.500 | 9.733 2.000 7.733 | 10.466 2.000 8.466 | 43.599 | + 11,730 |
| 31. | 2002 VALENTIN.FERREIRA Faustine FRA LURE AVENIR GYMNIQUE LURE | Score : Jury D : Jury E : | 12.266 3.500 8.766 | 10.333 3.500 6.833 | 10.033 2.000 8.033 | 10.766 3.000 7.766 | 43.398 | + 11,930 |
| 32. | 2002 DESPAQUIS Eloise FRA LURE AVENIR GYMNIQUE LURE | Score : Jury D : Jury E : | 12.333 3.500 8.833 | 10.000 2.000 8.000 | 10.366 2.000 8.366 | 10.300 2.000 8.300 | 42.999 | + 12,330 |
| 33. | 2002 SCHINDLER Madisone FRA GIROMAGNY AMICALE GIROMAGNY | Score : Jury D : Jury E : | 12.566 3.500 9.066 | 10.033 2.500 7.533 | 9.000 2.000 7.000 | 11.300 3.000 8.300 | 42.899 | + 12,430 |
| 34. | 2002 HERBULDING Clara FRA BELFORT ASSOCIATION SPORTIVE BELFORTAINE | Score : Jury D : Jury E : | 12.500 4.500 8.000 | 8.133 0.500 7.633 | 10.733 2.500 8.233 | 11.133 3.000 8.133 | 42.499 | + 12,830 |
| 35. | 2002 DUPUIS Clémence FRA ORNANS L'ORNANAISE ORNANS | Score : Jury D : Jury E : | 12.266 4.500 7.766 | 10.266 2.500 7.766 | 9.933 2.000 7.933 | 10.033 2.500 7.533 | 42.498 | + 12,830 |
| 36. | 2002 MOREY Loane FRA MONTBELIARD GAULOISE MONTBELIARD | Score : Jury D : Jury E : | 12.333 4.500 7.833 | 9.300 3.000 6.300 | 10.200 2.500 7.700 | 10.566 4.000 6.566 | 42.399 | + 12,930 |

souligné = meilleures valeurs / underlined = highest values

SQL_PALINDDEGAF du 14/05/2011 - 5.4.004 LOCAL - mono -

validé le samedi 14 mai 2011 à 18:46 - 3/4



ACROBATE REGION GAF

VESOUL

acrobate region gaf





14/05/2011 au 15/05/2011

CLASSEMENT INDIVIDUEL ALL AROUND

Fédération Française
de Gymnastique

JURY A ET B


R0102101.19249.00

| Rang Rank | Nom / Club Town / Ville Name / Association | Jury |  |  |  |  | TOTAL SCORE | écart gap |
|--------------|----------------------------------------------------------------------------------------|-------------------------------|-----------------------------------------------------------------------------------|-------------------------------------------------------------------------------------|-------------------------------------------------------------------------------------|-------------------------------------------------------------------------------------|----------------|--------------|
| 37. | 2002 BOICHARD Lucie FRA BEAUCOURT CLUB SPORTIF BEAUCOURTOIS | Score : Jury D: Jury E: | 11.566 3.500 8.066 | 10.000 2.500 7.500 | 9.933 2.500 7.433 | 10.633 2.500 8.133 | 42.132 | + 13,200 |
| 38. | 2002 TOILLON Clémence FRA LURE AVENIR GYMNIQUE LURE | Score : Jury D: Jury E: | 11.233 2.500 8.733 | 10.066 2.000 8.066 | 10.833 2.000 8.833 | 9.933 1.500 8.433 | 42.065 | + 13,270 |
| 39. | 2002 VILLEMIN Floriane FRA VESOUL AVANT GARDE ET MUNICIPAUX GYM | Score : Jury D: Jury E: | 12.400 3.500 8.900 | 8.866 2.000 6.866 | 9.800 2.000 7.800 | 10.833 3.000 7.833 | 41.899 | + 13,430 |
| 40. | 2002 CHEKRI-ANGELE Amy FRA HERICOURT VAUDOISE HERICOURT | Score : Jury D: Jury E: | 12.566 4.500 8.066 | 9.033 2.000 7.033 | 9.700 2.000 7.700 | 10.200 3.400 6.800 | 41.499 | + 13,830 |
| 41. | 2002 CASTELAIN Océane FRA ORNANS L'ORNANAISE ORNANS | Score : Jury D: Jury E: | 12.333 4.500 7.833 | 8.566 2.000 6.566 | 10.166 2.500 7.666 | 10.033 2.000 8.033 | 41.098 | + 14,230 |
| 42. | 2002 CLEVENOT Aurore FRA BELFORT ASSOCIATION SPORTIVE BELFORTAINE | Score : Jury D: Jury E: | 12.300 3.500 8.800 | 8.800 0.500 8.300 | 9.433 2.500 6.933 | 10.033 2.000 8.033 | 40.566 | + 14,770 |
| 43. | 2002 DOUHI Sarah FRA MONTBELIARD GAULOISE MONTBELIARD | Score : Jury D: Jury E: | 12.166 4.500 7.666 | 8.966 2.000 6.966 | 9.900 2.000 7.900 | 9.466 1.500 7.966 | 40.498 | + 14,830 |
| 44. | 2002 LE CAM LIGIER Charlotte FRA BELFORT ASSOCIATION SPORTIVE BELFORTAINE | Score : Jury D: Jury E: | 12.066 3.500 8.566 | 8.600 0.500 8.100 | 8.866 2.500 6.366 | 10.000 2.500 7.500 | 39.532 | + 15,800 |
| 45. | 2002 GANTHIER Jade FRA GIROMAGNY AMICALE GIROMAGNY | Score : Jury D: Jury E: | 11.300 3.500 7.800 | 7.733 0.000 7.733 | 9.666 1.500 8.166 | 10.366 3.000 7.366 | 39.065 | + 16,270 |
| 46. | 2002 ATTU-JEUDY Lili FRA LURE AVENIR GYMNIQUE LURE | Score : Jury D: Jury E: | 12.233 3.500 8.733 | 7.333 0.000 7.333 | 9.433 2.000 7.433 | 9.433 2.000 7.433 | 38.432 | + 16,900 |
| 47. | 2002 TATTU Ema FRA MONTBELIARD GAULOISE MONTBELIARD | Score : Jury D: Jury E: | 11.766 3.500 8.266 | 8.066 0.500 7.566 | 8.500 2.000 6.500 | 9.333 2.500 6.833 | 37.665 | + 17,670 |

souligné = meilleures valeurs / underlined = highest values

SQL_PALINDDEGAF du 14/05/2011 - 5.4.004 LOCAL - mono -


validé le samedi 14 mai 2011 à 18:46 - 4/4



CHAMPIONNAT DE FRANCHE COMTÉ VESOUL

Le 14 mai 2011
ACROBATES GAF


| | Saut | Barres | Poutre | Sol | Total |
|----------------------------------------------------|--------|--------|--------|--------|----------------|
| 1 DOLE FEUX FOLLETS GYM. - DOLE | | | | | 215,362 |
| (1) PROST Loane | 16,566 | 12,300 | 11,266 | 15,200 | 55,332 |
| (3) JONQUET Thida | 16,333 | 12,566 | 11,600 | 14,033 | 54,532 |
| (4) LAVERNAUX Lou-anne | 16,333 | 11,766 | 12,400 | 12,833 | 53,332 |
| (8) LESECQ Agathe | 15,500 | 12,033 | 11,900 | 12,733 | 52,166 |
| 2 LES ETERLOUS GYM - SAINT CLAUDE | | | | | 204,595 |
| (5) GRESSENT-PANNIER Gladys | 16,766 | 11,500 | 11,266 | 13,666 | 53,198 |
| (6) ANFIG Inès | 16,266 | 11,933 | 12,000 | 12,900 | 53,099 |
| (16) EGRAZ Marie-lou | 15,400 | 11,133 | 11,533 | 12,233 | 50,299 |
| (26) VUILLEMIN Ines | 14,566 | 11,500 | 10,400 | 11,533 | 47,999 |
| 3 DOLE FEUX FOLLETS GYM. - DOLE | | | | | 204,027 |
| (9) LOUIS Dorine | 15,900 | 11,366 | 12,066 | 12,733 | 52,065 |
| (11) NAPPORN Johanne | 15,866 | 11,133 | 11,033 | 12,866 | 50,898 |
| (12) BEUCLER Méline | 14,533 | 12,700 | 11,633 | 11,933 | 50,799 |
| (17) PENEL Emie | 15,166 | 11,266 | 12,033 | 11,800 | 50,265 |
| 4 GYM PONTARLIER - PONTARLIER | | | | | 194,227 |
| (2) BARTH Tiphaine | 15,000 | 12,333 | 13,900 | 13,366 | 54,599 |
| (30) MILLEREAU Lucie | 13,533 | 11,433 | 11,033 | 11,066 | 47,065 |
| (34) BULLIARD Elisa | 13,400 | 11,933 | 10,866 | 10,566 | 46,765 |
| (41) GRIMANI Lisa | 12,466 | 11,466 | 11,066 | 10,800 | 45,798 |
| 5 AVANT GARDE ET MUNICIPaux GYM - VESOUL | | | | | 193,428 |
| (13) JOURDY Océane | 14,233 | 12,000 | 11,433 | 13,100 | 50,766 |
| (15) AYALA Inès | 13,600 | 11,566 | 12,466 | 12,733 | 50,365 |
| (37) CHAMBRE Eugénie | 12,366 | 10,566 | 11,800 | 11,833 | 46,565 |
| (42) CAEROU Camille | 12,933 | 9,966 | 11,033 | 11,800 | 45,732 |
| 6 L'ORNANAISE ORNANS - ORNANS | | | | | 193,195 |
| (18) LEDENTU Crystal | 15,766 | 11,366 | 10,066 | 13,000 | 50,198 |
| (24) CHAMBERT LOIR Julie | 14,166 | 11,566 | 10,933 | 12,433 | 49,098 |
| (28) SANTOS Flavie | 14,300 | 11,500 | 10,600 | 11,033 | 47,433 |
| (38) DE OLIVEIRA Laetitia | 13,400 | 11,100 | 11,300 | 10,666 | 46,466 |
| 7 DOLE FEUX FOLLETS GYM. - DOLE | | | | | 185,595 |
| (21) PAGE Eloane | 13,200 | 11,900 | 11,533 | 13,000 | 49,633 |
| (29) COURDIER Candice | 13,000 | 11,433 | 10,233 | 12,733 | 47,399 |
| (32) BOUVARD Louna | 12,666 | 12,166 | 10,700 | 11,433 | 46,965 |
| (80) GRAS Lisa | 11,900 | 10,266 | 9,166 | 10,266 | 41,598 |
| 8 INDEPENDANTE COMTOISE BESANCON - BESANCON | | | | | 184,028 |
| (14) CANAUX Aurore | 14,300 | 11,933 | 11,833 | 12,466 | 50,532 |
| (40) CASALTA Maléna | 12,933 | 10,600 | 11,466 | 11,033 | 46,032 |
| (55) MAITRE Clara | 12,166 | 9,766 | 11,433 | 10,400 | 43,765 |
| (57) BUFFIERE Diane | 12,733 | 8,600 | 11,700 | 10,666 | 43,699 |



CHAMPIONNAT DE FRANCHE COMTÉ VESOUL

Le 14 mai 2011
ACROBATES GAF

| | Saut | Barres | Poutre | Sol | Total |
|------------------------------------------------------|--------|--------|--------|--------|----------------|
| 9 AMICALE GIROMAGNY - GIROMAGNY | | | | | 183,862 |
| (25) MAILLOT Marie | 14,300 | 11,200 | 10,600 | 12,966 | 49,066 |
| (35) RALEV Selena | 13,333 | 11,300 | 11,266 | 10,733 | 46,632 |
| (44) STEINBAUER Manon | 12,666 | 10,300 | 10,766 | 11,533 | 45,265 |
| (66) SCHINDLER Madisone | 12,566 | 10,033 | 9,000 | 11,300 | 42,899 |
| 10 ESPERANCE AUDINCOURT - AUDINCOURT | | | | | 179,594 |
| (20) EL MACHROUHI Salma | 14,700 | 11,233 | 11,666 | 12,333 | 49,932 |
| (50) FIGUEIREDO Soledad | 12,566 | 10,833 | 10,266 | 10,833 | 44,498 |
| (63) DA SILVA MAIA Claire | 11,866 | 9,766 | 10,500 | 10,933 | 43,065 |
| (76) DUCHANOIS Tina | 11,000 | 9,800 | 10,433 | 10,866 | 42,099 |
| 11 VAUDOISE HERICOURT - HERICOURT | | | | | 179,127 |
| (19) SIMONIN Vaiana | 14,466 | 11,466 | 11,366 | 12,666 | 49,964 |
| (46) HEMERY Mylene | 13,466 | 10,966 | 9,533 | 11,000 | 44,965 |
| (68) LALLEMAND Camille | 12,600 | 10,100 | 10,033 | 9,966 | 42,699 |
| (81) CHEKRI-ANGELE Amy | 12,566 | 9,033 | 9,700 | 10,200 | 41,499 |
| 12 GAULOISE MONTBELIARD - MONTBELIARD | | | | | 178,629 |
| (31) PRIEM Eva | 13,200 | 11,533 | 10,433 | 11,833 | 46,999 |
| (49) ESCAMILLA Anaelle | 13,100 | 10,333 | 10,366 | 11,000 | 44,799 |
| (51) CHARLIER Chloé | 13,100 | 10,066 | 10,833 | 10,433 | 44,432 |
| (73) MOREY Loane | 12,333 | 9,300 | 10,200 | 10,566 | 42,399 |
| 13 ASSOCIATION SPORTIVE BELFORTAINE - BELFORT | | | | | 178,395 |
| (22) PETEY-SKRABAL Marie | 14,300 | 10,733 | 11,966 | 12,633 | 49,632 |
| (62) LOUIS-MIRTILE Lauryne | 12,166 | 10,800 | 9,833 | 10,533 | 43,332 |
| (65) GRUSZKA Naïs | 12,233 | 10,400 | 10,266 | 10,033 | 42,932 |
| (71) HERBULDING Clara | 12,500 | 8,133 | 10,733 | 11,133 | 42,499 |
| 14 LES ETERLOUS GYM - SAINT CLAUDE | | | | | 176,428 |
| (33) BREULLES CLÉO | 13,800 | 11,366 | 10,366 | 11,400 | 46,932 |
| (45) VUILLERMOZ Manon | 12,133 | 11,366 | 10,300 | 11,233 | 45,032 |
| (69) CHAIZE SARAH | 12,766 | 9,233 | 10,066 | 10,600 | 42,665 |
| (79) MALFROY ELSA | 12,000 | 9,633 | 9,533 | 10,633 | 41,799 |
| 15 AVENIR GYMNIQUE LURE - LURE | | | | | 175,328 |
| (47) GALLAND Isalyne | 12,966 | 10,400 | 10,500 | 11,066 | 44,932 |
| (54) FERFLAMM Lea | 11,766 | 11,100 | 10,600 | 10,533 | 43,999 |
| (61) VALENTIN.FERREIRA Faustine | 12,266 | 10,333 | 10,033 | 10,766 | 43,398 |
| (64) DESPAQUIS Eloise | 12,333 | 10,000 | 10,366 | 10,300 | 42,999 |
| 16 GYM PONTARLIER - PONTARLIER | | | | | 172,061 |
| (52) KUBLER Jeanne | 12,433 | 11,833 | 10,366 | 9,733 | 44,365 |
| (58) ROBERT Romane | 11,966 | 10,933 | 10,633 | 10,166 | 43,698 |
| (60) MOUGIN Alix | 11,900 | 11,500 | 9,733 | 10,466 | 43,599 |
| (88) FERNANDEZ Marion | 11,566 | 9,033 | 9,700 | 10,100 | 40,399 |




CHAMPIONNAT DE FRANCHE COMTÉ VESOUL

Le 14 mai 2011

ACROBATES GAF

| | Saut | Barres | Poutre | Sol | Total |
|---------------------------------------|--------|--------|--------|-------|----------------|
| 17 Avenir Gymnique Lure - Lure | | | | | 158,794 |
| (77) TOILLON Clémence | 11,233 | 10,066 | 10,833 | 9,933 | 42,065 |
| (91) PELLETEY Eva | 9,966 | 9,733 | 10,033 | 9,866 | 39,598 |
| (94) GAMET Chloé | 10,600 | 8,866 | 10,133 | 9,100 | 38,699 |
| (95) ATTU-JEUDY Lili | 12,233 | 7,333 | 9,433 | 9,433 | 38,432 |



ACROBATE REGION GAM

VESOUL

acrobate region gam

14/05/2011 au 15/05/2011

CLASSEMENT INDIVIDUEL ALL AROUND

Fédération Française
de Gymnastique

JURY A ET B


R0102104.19252.00

| Rang Rank | Nom / Club Town / Ville Name / Association | Jury | | | | | | | TOTAL SCORE | écart gap |
|--------------|------------------------------------------------------------------------|------------------------------------------------------------|---------------------------------------------------------|------------------------------------------------|-------------------------------------------------------|----------------------------------------|-----------------------------------------------|-------------------------------------------------------|----------------|--------------|
| 1. | 2004 MASCLET LEO FRA BESANCON ST CLAUDE BESANCON | Score : Jury D: Jury E: Bonification : | 11.300 <u>3.200</u> 8.100 0,10 | 12.133 <u>4.000</u> 8.133 | 12.266 <u>3.200</u> <u>8.966</u> 0,10 | 13.700 <u>5.000</u> 8.700 | 12.033 <u>2.700</u> <u>9.333</u> | 13.300 <u>4.000</u> <u>9.000</u> 0,30 | 74.732 | |
| 2. | 2004 MARTINET Alexis FRA BESANCON ST CLAUDE BESANCON | Score : Jury D: Jury E: Pena. : Bonification : | 11.750 2.700 <u>8.850</u> -2,50 0,20 | 8.166 2.700 7.966 -2,50 | 11.533 <u>3.200</u> 8.333 | 12.933 4.000 <u>8.933</u> | 10.566 2.300 8.266 | 7.733 2.300 5.433 | 62.681 | + 12,050 |
| 3. | 2004 CHAUSSABEL Alexandre FRA BESANCON ST CLAUDE BESANCON | Score : Jury D: Jury E: Pena. : | 11.000 2.700 8.300 -2,50 | 7.666 2.000 <u>8.166</u> -2,50 | 10.533 2.700 7.833 | 12.600 4.000 8.600 | 7.233 2.300 6.933 -2,00 | 8.366 2.300 6.066 | 57.398 | + 17,330 |
| 4. | 2004 PAGEAUX Noa FRA BESANCON ST CLAUDE BESANCON | Score : Jury D: Jury E: Pena. : | 8.350 2.300 7.050 -1,00 | 7.033 2.000 7.533 -2,50 | 10.433 2.300 8.133 | 10.833 2.000 8.833 | 8.333 2.000 7.333 -1,00 | 9.233 2.300 6.933 | 54.215 | + 20,520 |
| 5. | 2004 JOUFFROY Baptiste FRA BESANCON ST CLAUDE BESANCON | Score : Jury D: Jury E: Pena. : | 7.600 2.000 6.600 -1,00 | 7.133 2.000 7.633 -2,50 | 9.733 2.000 7.733 | 10.166 2.000 8.166 | 4.500 2.000 7.500 -5,00 | 6.000 2.300 3.700 | 45.132 | + 29,600 |

souligné = meilleures valeurs / underlined = highest values

SQL_PALINDEGAM du 14/05/2011 - 5.4.004 LOCAL - mono -

validé le samedi 14 mai 2011 à 18:49 - 1/1



ACROBATE REGION GAM

VESOUL

acrobate region gam

14/05/2011 au 15/05/2011

CLASSEMENT INDIVIDUEL ALL AROUND

Fédération Française
de Gymnastique

JURY A ET B


R0102104.19252.00

| Rang Rank | Nom / Club Town / Ville Name / Association | Jury | | | | | | | TOTAL SCORE | écart gap |
|--------------|---------------------------------------------------------------------|-----------------------------------------------------------|--------------------------------------------------|-----------------------------------------|-----------------------------------------------|-------------------------------------------------------|------------------------------------------------|-------------------------------------------------------|----------------|--------------|
| 1. | 2003 LESECQ Alexandre FRA DOLE DOLE FEUX FOLLETS GYM. | Score : Jury D: Jury E: Bonification : | 14.200 <u>5.000</u> 8.900 0,30 | 12.100 4.000 8.000 0,10 | 12.266 <u>4.000</u> 8.266 | 14.200 <u>5.000</u> 9.200 | 14.166 <u>5.000</u> 8.966 0,20 | 12.133 <u>3.200</u> <u>8.633</u> 0,30 | 79.065 | |
| 2. | 2003 CORNETET Kyllian FRA BESANCON ST CLAUDE BESANCON | Score : Jury D: Jury E: Bonification : | 12.800 <u>5.000</u> 7.800 | 10.900 2.700 8.200 | 13.066 <u>4.000</u> <u>9.066</u> | 14.433 <u>5.000</u> <u>9.333</u> 0,10 | 11.466 2.300 9.166 0,20 | 11.900 <u>3.200</u> 8.500 | 74.565 | + 4,500 |
| 3. | 2003 GUYOT Robin FRA PONTARLIER GYM PONTARLIER | Score : Jury D: Jury E: Bonification : | 11.400 2.700 8.600 0,10 | 9.633 2.700 6.933 | 12.933 <u>4.000</u> 8.933 | 13.800 <u>5.000</u> 8.800 | 11.566 2.300 9.066 0,20 | 11.366 2.700 8.466 0,20 | 70.698 | + 8,370 |
| 4. | 2003 DELACOUR Naim FRA PONTARLIER GYM PONTARLIER | Score : Jury D: Jury E: Bonification : | 11.700 <u>5.000</u> 6.600 0,10 | 9.566 2.700 6.866 | 11.533 3.200 8.333 | 13.933 <u>5.000</u> 8.933 | 11.533 2.300 9.033 0,20 | 10.566 <u>3.200</u> 7.166 0,20 | 68.831 | + 10,230 |
| 5. | 2003 GALMICHE Jules FRA ORNANS L'ORNANAISE ORNANS | Score : Jury D: Jury E: Bonification : | 11.200 2.300 8.800 0,10 | 10.366 <u>4.000</u> 6.366 | 12.033 <u>4.000</u> 8.033 | 13.000 4.000 9.000 | 11.466 2.000 <u>9.466</u> 0,20 | 10.566 2.700 7.666 0,20 | 68.631 | + 10,430 |
| 6. | 2003 BOURDENET Titouan FRA BESANCON ST CLAUDE BESANCON | Score : Jury D: Jury E: Bonification : | 11.800 2.700 <u>9.000</u> 0,10 | 9.233 2.700 6.533 | 11.900 3.200 8.700 | 13.733 <u>5.000</u> 8.733 | 10.633 2.300 8.333 | 10.700 2.700 7.800 0,20 | 67.999 | + 11,070 |
| 7. | 2003 GLAND Guillaume FRA BESANCON ST CLAUDE BESANCON | Score : Jury D: Jury E: Pena : Bonification : | 10.300 2.700 8.600 -1,00 0,10 | 9.200 2.700 6.500 | 11.133 2.700 8.433 | 12.500 4.000 8.500 | 12.166 2.700 9.366 0,10 | 9.900 2.700 7.100 0,10 | 65.199 | + 13,870 |
| 8. | 2003 DELIGNETTE Nathan FRA BESANCON ST CLAUDE BESANCON | Score : Jury D: Jury E: Bonification : | 11.700 2.700 8.900 0,10 | 8.100 2.700 5.400 | 11.333 2.700 8.633 | 11.633 4.000 7.633 | 10.800 2.300 8.500 | 10.466 2.700 7.666 0,10 | 64.032 | + 15,030 |
| 9. | 2003 VERNEREY Tom FRA BESANCON ST CLAUDE BESANCON | Score : Jury D: Jury E: Bonification : | 11.700 2.700 8.900 0,10 | 8.466 2.700 5.766 | 10.333 2.300 8.033 | 13.500 <u>5.000</u> 8.500 | 10.300 2.700 7.600 | 8.700 2.000 6.700 | 62.999 | + 16,070 |

souligné = meilleures valeurs / underlined = highest values

SQL_PALINDDEGAM du 14/05/2011 - 5.4.004 LOCAL - mono -

validé le samedi 14 mai 2011 à 18:49 - 1/2



ACROBATE REGION GAM

VESOUL

acrobate region gam

14/05/2011 au 15/05/2011

CLASSEMENT INDIVIDUEL ALL AROUND

Fédération Française
de Gymnastique

JURY A ET B


R0102104.19252.00

| Rang Rank | Nom / Club Town / Ville Name / Association | Jury | | | | | | | TOTAL SCORE | écart gap |
|--------------|------------------------------------------------------------------------------------|------------------------------------------|-----------------------------------------|------------------------------------------------|---------------------------------|----------------------------------------|-----------------------------------------|--------------------------------|----------------|--------------|
| 10. | 2003 VALNET Alexis FRA BELFORT ASSOCIATION SPORTIVE BELFORTAINE | Score : Jury D: Jury E: Pena. : | 8.100 2.300 6.800 -1,00 | 7.966 2.700 7.766 -2,50 | 10.833 2.700 8.133 | 13.900 <u>5.000</u> 8.900 | 11.400 2.300 9.100 | 9.300 2.700 6.600 | 61.499 | + 17,570 |
| 11. | 2003 JOUFFROY Clément FRA BESANCON ST CLAUDE BESANCON | Score : Jury D: Jury E: | 10.700 2.700 8.000 | 10.166 2.700 7.466 | 8.766 2.300 6.466 | 12.366 4.000 8.366 | 10.333 2.300 8.033 | 9.033 2.700 6.333 | 61.364 | + 17,700 |
| 12. | 2003 MAHMUTOVIC Anis FRA HERICOURT VAUDOISE HERICOURT | Score : Jury D: Jury E: Pena. : | 10.650 2.300 8.350 - | 8.433 2.000 <u>8.933</u> -2,50 | 9.966 2.000 7.966 | 12.600 4.000 8.600 | 8.800 2.000 7.800 -1,00 | 9.133 2.300 6.833 | 59.582 | + 19,480 |
| 13. | 2003 LOCATELLI Luka FRA BELFORT ASSOCIATION SPORTIVE BELFORTAINE | Score : Jury D: Jury E: Pena. : | 9.550 3.200 6.350 - | 7.566 2.700 7.366 -2,50 | 10.100 2.300 7.800 | 12.433 4.000 8.433 | 9.166 2.300 7.866 -1,00 | 8.566 2.700 5.866 | 57.381 | + 21,680 |
| 14. | 2003 LOCATELLI Mattéo FRA BELFORT ASSOCIATION SPORTIVE BELFORTAINE | Score : Jury D: Jury E: Pena. : | 6.850 2.700 6.150 -2,00 | 8.766 2.700 6.066 | 10.300 3.200 7.100 | 13.200 4.000 9.200 | 8.300 2.300 8.500 -2,50 | 8.533 2.700 5.833 | 55.949 | + 23,120 |
| 15. | 2003 GRILLOT Arthur FRA LURE AVENIR GYMNIQUE LURE | Score : Jury D: Jury E: Pena. : | 9.500 2.000 7.500 - | 7.966 2.000 8.466 -2,50 | 9.500 2.000 7.500 | 10.300 1.000 9.300 | 9.733 2.000 7.733 | 8.333 2.000 6.333 | 55.332 | + 23,730 |

souligné = meilleures valeurs / underlined = highest values

SQL_PALINDEGAM du 14/05/2011 - 5.4.004 LOCAL - mono -

validé le samedi 14 mai 2011 à 18:49 - 2/2



ACROBATE REGION GAM

VESOUL

acrobate region gam

14/05/2011 au 15/05/2011

CLASSEMENT INDIVIDUEL ALL AROUND

Fédération Française
de Gymnastique

JURY A ET B


R0102104.19252.00

| Rang Rank | Nom / Club Town / Ville Name / Association | Jury | | | | | | | TOTAL SCORE | écart gap |
|--------------|---------------------------------------------------------------|-------------------------------------------------|-----------------------------------------|-----------------------------------------|-----------------------------------------|-----------------------------------------|-----------------------------------------|-----------------------------------------|----------------|--------------|
| 1. | 2002 MICHELOT Louis FRA PONTARLIER GYM PONTARLIER | Score : Jury D: Jury E: Bonification : | <u>14.400</u> 5.000 9.100 0,30 | <u>14.566</u> 5.000 9.266 0,30 | <u>14.933</u> 5.000 9.633 0,30 | 15.100 5.000 9.900 0,20 | <u>15.200</u> 5.000 9.900 0,30 | <u>15.000</u> 5.000 9.700 0,30 | 89.199 | |
| 2. | 2002 ISARTE Nicolas FRA DOLE DOLE FEUX FOLLETS GYM. | Score : Jury D: Jury E: Bonification : | 14.100 5.000 8.900 0,20 | 13.700 5.000 8.600 0,10 | 13.033 4.000 8.933 0,10 | 14.833 5.000 9.633 0,20 | 13.300 3.200 9.800 0,30 | <u>14.666</u> 5.000 9.366 0,30 | 83.632 | + 5,570 |
| 3. | 2002 BOLLIER Victor FRA BESANCON ST CLAUDE BESANCON | Score : Jury D: Jury E: Bonification : | 14.150 5.000 8.950 0,20 | 12.533 5.000 7.533 0,20 | 13.833 4.000 9.633 0,20 | <u>15.133</u> 5.000 9.833 0,30 | 13.466 4.000 9.266 0,20 | <u>13.466</u> 4.000 9.166 0,30 | 82.581 | + 6,620 |
| 4. | 2002 FERREIRA Jonathan FRA PONTARLIER GYM PONTARLIER | Score : Jury D: Jury E: Bonification : | 13.750 5.000 8.550 0,20 | 12.400 4.000 8.400 0,20 | 13.833 5.000 8.833 0,20 | 14.200 5.000 9.100 0,10 | 13.833 4.000 9.633 0,20 | <u>13.633</u> 4.000 9.333 0,30 | 81.649 | + 7,550 |
| 5. | 2002 PERRIN LAURENCE Noah FRA PONTARLIER GYM PONTARLIER | Score : Jury D: Jury E: Bonification : | 12.500 5.000 7.400 0,10 | 12.300 4.000 8.300 0,10 | 13.366 5.000 8.366 0,10 | 13.633 5.000 8.633 0,30 | 13.866 4.000 9.566 0,30 | <u>12.366</u> 3.200 8.866 0,30 | 78.031 | + 11,170 |
| 6. | 2002 CATTIN Clement FRA PONTARLIER GYM PONTARLIER | Score : Jury D: Jury E: Bonification : | 11.650 4.000 7.650 0,30 | 12.066 3.200 8.866 0,30 | 13.433 5.000 8.433 0,30 | 13.966 5.000 8.966 0,30 | 12.333 3.200 9.133 0,30 | <u>14.200</u> 5.000 8.900 0,30 | 77.648 | + 11,550 |
| 7. | 2002 LUCIAUD Matéo FRA BESANCON ST CLAUDE BESANCON | Score : Jury D: Jury E: Bonification : | 12.100 4.000 8.100 0,20 | 9.833 2.700 7.133 0,20 | 12.566 3.200 9.366 0,20 | 13.900 5.000 8.900 0,20 | 12.500 3.200 9.300 0,20 | <u>11.766</u> 2.700 8.866 0,20 | 72.665 | + 16,530 |
| 8. | 2002 CURTY Jules FRA BESANCON ST CLAUDE BESANCON | Score : Jury D: Jury E: Bonification : | 10.800 3.200 7.600 0,10 | 10.333 2.700 7.633 0,10 | 12.966 3.200 9.666 0,10 | 13.666 5.000 8.666 0,10 | 11.766 2.700 9.066 0,20 | <u>12.300</u> 3.200 8.900 0,20 | 71.831 | + 17,370 |
| 9. | 2002 CHASSARD Julien FRA PONTARLIER GYM PONTARLIER | Score : Jury D: Jury E: Bonification : | 11.100 2.700 8.400 0,20 | 10.100 2.700 7.400 0,20 | 12.233 3.200 9.033 0,20 | 13.333 5.000 8.333 0,20 | 12.433 3.200 9.233 0,20 | <u>11.566</u> 3.200 8.166 0,20 | 70.765 | + 18,430 |
| 10. | 2002 GHEZALI Souleyman FRA BESANCON ST CLAUDE BESANCON | Score : Jury D: Jury E: | 10.800 2.700 8.100 | 9.866 2.700 7.166 | 11.766 3.200 8.566 | 13.600 5.000 8.600 | 11.766 2.700 9.066 | <u>10.566</u> 2.700 7.766 | 68.364 | + 20,840 |

souligné = meilleures valeurs / underlined = highest values

SQL_PALINDDEGAM du 14/05/2011 - 5.4.004 LOCAL - mono -

validé le samedi 14 mai 2011 à 18:48 - 1/3



ACROBATE REGION GAM

VESOUL

acrobate region gam

14/05/2011 au 15/05/2011







CLASSEMENT INDIVIDUEL

ALL AROUND

Fédération Française
de Gymnastique

JURY A ET B


R0102104.19252.00

| Rang Rank | Nom / Club Town / Ville Name / Association | Jury |  |  |  |  |  |  | TOTAL SCORE | écart gap |
|----------------|-----------------------------------------------------------------------------|----------|-----------------------------------------------------------------------------------|-----------------------------------------------------------------------------------|------------------------------------------------------------------------------------|-------------------------------------------------------------------------------------|-------------------------------------------------------------------------------------|-------------------------------------------------------------------------------------|----------------|--------------|
| Bonification : | | | | | | | | | 0,10 | |
| 11. | 2002 RUIZ Théo FRA AUDINCOURT ESPERANCE AUDINCOURT | Score : | 10.750 | 9.066 | 9.900 | 12.800 | 11.100 | 8.633 | 62.249 | + 26,950 |
| | | Jury D : | 2.300 | 2.000 | 2.300 | <u>5.000</u> | 2.000 | 2.700 | | |
| | | Jury E : | 8.450 | 7.066 | 7.600 | 7.800 | 9.100 | 5.933 | | |
| 12. | 2002 CHABOD Maximilien FRA LURE AVENIR GYMNIQUE LURE | Score : | 11.300 | 8.766 | 11.333 | 10.900 | 11.400 | 8.066 | 61.765 | + 27,430 |
| | | Jury D : | 2.300 | 2.000 | 2.700 | 2.000 | 2.300 | 2.000 | | |
| | | Jury E : | 9.000 | <u>9.266</u> | 8.633 | 8.900 | 9.100 | 6.066 | | |
| | | Pena. : | | -2,50 | | | | | | |
| 13. | 2002 POYARD Mathis FRA BESANCON ST CLAUDE BESANCON | Score : | 11.000 | 8.200 | 9.933 | 12.033 | 11.300 | 8.700 | 61.166 | + 28,030 |
| | | Jury D : | 2.700 | 2.700 | 2.300 | <u>5.000</u> | 2.700 | 2.300 | | |
| | | Jury E : | 8.300 | 8.000 | 7.633 | 7.033 | 8.600 | 6.400 | | |
| | | Pena. : | | -2,50 | | | | | | |
| 14. | 2002 PUSSET Thomas FRA DOLE DOLE FEUX FOLLETS GYM. | Score : | 11.500 | 12.533 | 11.766 | 13.533 | 10.766 | | 60.098 | + 29,100 |
| | | Jury D : | 3.200 | 4.000 | 4.000 | <u>5.000</u> | 2.300 | | | |
| | | Jury E : | 8.300 | 8.533 | 7.766 | 8.533 | 8.466 | | | |
| 15. | 2002 CHANUSSOT Victor FRA HERICOURT VAUDOISE HERICOURT | Score : | 11.500 | 8.166 | 9.300 | 12.533 | 10.533 | 8.066 | 60.098 | + 29,100 |
| | | Jury D : | 2.700 | 2.000 | 2.000 | 4.000 | 2.000 | 2.300 | | |
| | | Jury E : | 8.800 | 8.666 | 7.300 | 8.533 | 8.533 | 5.766 | | |
| | | Pena. : | | -2,50 | | | | | | |
| 16. | 2002 LAMONICA Scott FRA ORNANS L'ORNANAISE ORNANS | Score : | 11.000 | 7.933 | 10.600 | 10.933 | 10.800 | 8.666 | 59.932 | + 29,270 |
| | | Jury D : | 2.300 | 2.000 | 2.700 | 4.000 | 2.000 | 2.300 | | |
| | | Jury E : | 8.700 | 8.433 | 7.900 | 6.933 | 8.800 | 6.366 | | |
| | | Pena. : | | -2,50 | | | | | | |
| 17. | 2002 YAKHOUI Marwan FRA AUDINCOURT ESPERANCE AUDINCOURT | Score : | 8.100 | 9.000 | 10.266 | 12.600 | 10.033 | 8.566 | 58.565 | + 30,630 |
| | | Jury D : | 2.300 | 2.000 | 2.300 | <u>5.000</u> | 2.000 | 2.700 | | |
| | | Jury E : | 6.800 | 7.000 | 7.966 | 7.600 | 8.033 | 5.866 | | |
| | | Pena. : | -1,00 | | | | | | | |
| 18. | 2002 DORNIER Jonas FRA VESOUL AVANT GARDE ET MUNICIPAUX GYM | Score : | 9.350 | 7.700 | 9.533 | 12.100 | 10.966 | 8.066 | 57.715 | + 31,480 |
| | | Jury D : | 2.300 | 2.000 | 2.300 | 4.000 | 2.000 | 2.000 | | |
| | | Jury E : | 8.050 | 8.200 | 7.233 | 8.100 | 8.966 | 6.066 | | |
| | | Pena. : | -1,00 | -2,50 | | | | | | |
| 19. | 2002 BOUCRY Hugo FRA HERICOURT VAUDOISE HERICOURT | Score : | 9.800 | 8.133 | 9.333 | 12.700 | 9.166 | 7.200 | 56.332 | + 32,870 |
| | | Jury D : | 2.700 | 2.000 | 2.000 | 4.000 | 2.000 | 2.300 | | |
| | | Jury E : | 8.100 | 8.633 | 7.333 | 8.700 | 7.166 | 4.900 | | |
| | | Pena. : | -1,00 | -2,50 | | | | | | |
| 20. | 2002 CHEVIRON Mathis FRA BELFORT | Score : | 9.800 | 6.733 | 9.666 | 12.233 | 10.033 | 7.166 | 55.631 | + 33,570 |
| | | Jury D : | 2.700 | 4.000 | 2.700 | 4.000 | 2.300 | 2.700 | | |

souligné = meilleures valeurs / underlined = highest values

SQL_PALINDDEGAM du 14/05/2011 - 5.4.004 LOCAL - mono -

validé le samedi 14 mai 2011 à 18:48 - 2/3



ACROBATE REGION GAM

VESOUL

acrobate region gam







14/05/2011 au 15/05/2011

CLASSEMENT INDIVIDUEL ALL AROUND

Fédération Française
de Gymnastique

JURY A ET B

R0102104.19252.00

| Rang Rank | Nom / Club Town / Ville Name / Association | Jury |  |  |  |  |  |  | TOTAL SCORE | écart gap |
|--------------|--------------------------------------------------------------------------|---------|-----------------------------------------------------------------------------------|-----------------------------------------------------------------------------------|------------------------------------------------------------------------------------|-------------------------------------------------------------------------------------|-------------------------------------------------------------------------------------|-------------------------------------------------------------------------------------|----------------|--------------|
| | ASSOCIATION SPORTIVE BELFORTAINE | Jury E: | 7.100 | 7.733 | 6.966 | 8.233 | 7.733 | 4.466 | | |
| | | Pena. : | | -5,00 | | | | | | |
| 21. | 2002 VEUVE Loic FRA VESOUL AVANT GARDE ET MUNICIPAUX GYM | Score : | 9.100 | 8.233 | 8.200 | 10.400 | 10.300 | 8.100 | 54.333 | + 34,870 |
| | | Jury D: | 2.000 | 2.000 | 2.000 | 2.000 | 2.000 | 2.300 | | |
| | | Jury E: | 7.100 | 8.733 | 7.200 | 8.400 | 8.300 | 5.800 | | |
| | | Pena. : | | -2,50 | -1,00 | | | | | |

souligné = meilleures valeurs / underlined = highest values

SQL_PALINDEGAM du 14/05/2011 - 5.4.004 LOCAL - mono -

validé le samedi 14 mai 2011 à 18:48 - 3/3

Championnat de Franche Comté
Acrobates garçons équipes

| | | |
|---|----------------------|----------------|
| 1 | Pontarlier | |
| | Michelot Louis | 89,199 |
| | Ferreira J | 81,649 |
| | Perrin Laurence Noah | 78,031 |
| | Cattin Clem | 77,648 |
| | | 326,527 |
| | | |
| 2 | Besançon | |
| | Bollier Victor | 82,581 |
| | Masclet Léo | 74,732 |
| | Cornetet Killian | 74,564 |
| | Lucio Mathéo | 72,665 |
| | | 304,542 |
| | | |
| 3 | Besançon 2 | |
| | Curty Jules | 71,831 |
| | Ghezali souleyman | 68,364 |
| | Bourdenet Titouan | 67,999 |
| | Gland Guillaume | 65,199 |
| | | 273,393 |